MHD Trading & Services Co.,Ltd
PRODUCT CATALOGUE 2020

PRODUCT CATALOGUE

SOLAR ACCESSORIES



mhdvietnam.com








ABOUT US

Firstly, on behalf of MHD Group, we would like to send our respectful greetings, good health, successful to all valued customers, partners for your kind attention and cooperation.

We are MHD Trading & Services Co., Ltd, one of the large-scale direct industrial electrical equipment manufacturer & supplier, more than 10 years of industry experience.

We currently own head factory in China and a factory in Vietnam, specializing in manufacturing industrial electrical accessories; In addition to MHD brand, we are also a skilled OEM manufacturer, our product is the integration of many brands with various designs, competitive prices and manufactured on automated lines, with Certificates such as RoHS and CE can achieve the strict standards of fastidious markets like Singapore, Russia, and Portugal. Besides, we also set our goal to research and improve product quality to achieved UL certification response for the world's most demanding market, the USA in 2020.

Base on the abilities as well as the experiences in the market, we hope that your company will have more choices so that MHD Group has more opportunities to accompany for a long-term.

We are strongly sending the commitment of providing a reasonable discount, flexible import form, stable quality when you join the chain of products and services of MHD Group.






6 REASONS TO CHOOSE MHD

PRESTIGE BRANDS

During many years of operation, MHD brand is always associated with quality, products distributed by MHD are always trusted by electricians, engineers and M&E contractors.

BENEFITS OF CUSTOMERS SERVICES

Customers benefit from discount programs, attractive discounts, attentive after-sales servis, support for exchanging and free shipping within the city.

RICH CARGO RESERVES

Many items are available in Vietnam in large quantities, response customer needs.

INTERNATIONAL CERTIFICATION

CE, RoHS, ISO, UL & Quatest3 certification

DIVERSE PRODUCTS

The variety of species is also the strength of MHD Group. Products ensure uniformity in quality, design, material, style and thickness convenient for construction,...

SMART CUSTOMERS

In the future, MHD's customers will be the smartest and most modern customers when they have access to modern sale models developed by MHD Group engineers.

Certificate & Certification

CE - UL - RoHS - Quatest3 - ISO











CE UL RoHS QUATEST3 9001:2015









MHD PROJECTS

THERMAL POWER PROJECT


DUYEN HAI THERMAL POWER


PHU MY THERMAL POWER


VUNG ANG 1 THERMAL


SONG HAU THERMAL POWER


NGHI SON REFINERY

FACTORY PROJECT



SAMSUNG FACTORY


COCACOLA FACTORY


DAM CA MAU FACTORY



HENIKEN FACTORY


VINAMILK FACTORY


P&G FACTORY

SOLAR PROJECT


MUI NE SOLAR


PHU MY SOLAR


DAU TIENG SOLAR


TAY NINH SOLAR


LONG AN SOLAR

MHD PROJECTS

COMMERCIAL BUSINESS PROJECT



BITEXCO


VINHOME GRAND PARK Q9


MASTERY THAO DIEN


SALA ĐẠI QUANG MINH



ESTELLA AN PHU

BUILDING PROJECT


SAIGON CENTRE


SALA CITY


FLC GRAND HOTEL HALONG


SUNNY PLAZA


THUAN KIEU PLAZA

INFRASTRUCTURE PROJECT


TAN SON NHAT AIRPORT


METRO RAILWAY


THU THIEM TUNNEL


NOI BAI RPORT


CAN THO BRIDGE

TABLE OF CONTENTS



COPPER TUBE TERMINALS (TL)
PAGE - 8



INSULATED RING TERMINALS (RV)
PAGE - 20



CORD-END TWIN SLEEVES (TE)
PAGE - 25



STAINLESS STEEL EPOXY COATED CABLE TIES (BT4/BT6) PAGE - 33



COPPER TUBE TERMINALS (SC)
PAGE - 12



NON INSULATED RING TERMINALS (RNB)
PAGE - 21



NYLON CABLE TIES (MHD)
PAGE - 26



METALLIC CABLE GLAND
PAGE - 34



COPPER TUBE TERMINALS (SL)
PAGE - 16



INSULATED SPADE TERMINALS (SV)
PAGE - 22



NYLON CABLE TIES (UL)
PAGE - 27



PLASTIC CABLE GLAND
PAGE - 36



PIN SHAPED NAKED TERMINAL (C45)
PAGE - 17



NON INSULATED SPADE TERMINALS (SNB)
PAGE - 23



NYLON CABLE TIES (GIANTLOK)
PAGE - 28



BRASS CABLE GLAND
PAGE - 37



BIMETALLIC LUGS (DTL1)
PAGE - 18



CORD-END TERMINALS (E)
PAGE - 24



NYLON CABLE TIES (GIANTLOK UV)
PAGE - 30



VINYL END CAPS (V)
PAGE - 38



BIMETALLIC LUGS (DTL2)
PAGE - 19



NON INSULATED CORD-END TERMINALS (EN) PAGE - 25



STAINLESS STEEL CABLE TIES (BT4/BT6)
PAGE - 32



HEAT SHRINKABLE TUBE (HD7-SERIES)
PAGE - 39

MHD - THE **MANUFACTURERS AND SOLUTION SUPPLIERS**
OF **ELECTRICAL ACCESSORIES** IN VIETNAM



HEAT SHRINKABLE TUBE (HDS-SERIES)
PAGE - 39



CABLE TIE MOTUNT (TM)
PAGE - 44



AC/DC FUSE
PAGE - 47



DISTRIBUTION BOX
PAGE - 54



PLUG-IN TERMINAL BLOCK (CMK)
PAGE - 41



CABLE MARKER STRIP (MS)
PAGE - 44



MINIATURE CIRCUIT BREAKER (MCB DZ47)
PAGE - 48



WATERPROOF DISTRIBUTION BOX
PAGE - 55



DIN RAIL
PAGE - 41



EMBROSSING MACHINE
PAGE - 45



MINIATURE CIRCUIT BREAKER (MCB CFB3Z)
PAGE - 49



JUNCTION BOX
PAGE - 56



MC4 CONNECTOR (LEADER)
PAGE - 43



STAINLESS STEEL TAG
PAGE - 45



MOULDED CASE CIRCUIT BREAKER (MCCB CFM1) PAGE - 50



CABINET EARTH BONDING KIT (VCM)
PAGE - 57



CABLE MARKER (EC)
PAGE - 43



BRASS BUSBAR (GK)
PAGE - 46



EARTH LEAKAGE CIRCUIT BREAKER (ELCB DZ47sLE) Page - 51



CABLE HANRNESS
PAGE - 57



WRAPPING BAND (SWB)
PAGE - 44



AC/DC FUSE HOLDER
PAGE - 47



SURGE PROTECTIVE AC
PAGE - 52



SOLAR CABLE
PAGE - 58





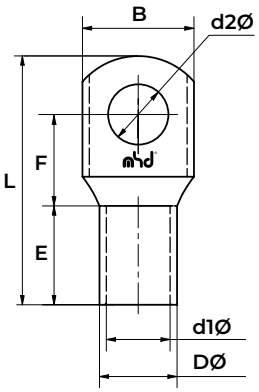

Material: Copper tube (Cu) 99.9%
Origin: MHD VIET NAM
Surface: Tin plated
Tolerances: ± 1 mm
Range size (mm²): 1.5-1000

No.	Product Code	Dimension (mm)							Thickness (mm)	Note
		d2Ø	d1Ø	DØ	B	E	F	L		
1	TL2.5-4	4.2	2.4	3.9	8	7	7	20	0.75	
	TL2.5-5	5.2			10					
	TL2.5-6	6.2								
2	TL4-4	4.2	2.8	4.5	10	7	8	20	0.85	
	TL4-5	5.2								
	TL4-6	6.2								
	TL4-8	8.2			12.5					
3	TL6-4	4.2	3.8	5.5	10	9.5	9	23.5	0.85	
	TL6-5	5.2								
	TL6-6	6.2								
	TL6-8	8.2			12.5			27		
	TL6-10	10.2			15					
4	TL10-4	4.2	4.5	6.2	10	9	10	25	0.85	
	TL10-5	5.2								
	TL10-6	6.2								
	TL10-8	8.2			12.5			27		
	TL10-10	10.2			15					
5	TL16-5	5.2	5.4	7.1	10	12	9.9	28	0.85	New (2024)
	TL16-6	6.2			10	12	9.9	28		New (2024)
	TL16-8	8.2			12.5	12	10.75	31		New (2024)
	TL16-10	10.2			14.5	12	10.75	31		New (2024)
	TL16-12	12.5			16.5	12	11	30		
6	TL25-5	5.2	6.8	8.8	12.5	12.5	11.9	30	1.0	
	TL25-6	6.2			12.5	12.5	11.9	30		
	TL 25-8	8.2			13.2	12.5	11.9	33		New (2024)
	TL25-10	10.2			15.5	12.5	13.45	35		New (2024)
	TL25-12	12.5			17	12.5	13.45	35		New (2024)

Material: Copper tube (Cu) 99.9%
Origin: MHD VIET NAM
Surface: Tin plated
Tolerances: ± 1 mm
Range size (mm²): 1.5-1000

No.	Product Code	Dimension (mm)							Thickness (mm)	Note
		d2Ø	d1Ø	DØ	B	E	F	L		
7	TL35-5	5.5	8.2	10.6	15	14.5	13.25	35	1.2	
	TL35-6	6.5			15	14.5	13.25	36		New (2024)
	TL35-8	8.5			15	14.5	13.25	36		New (2024)
	TL35-10	10.5			18	14.5	14.25	38		New (2024)
	TL35-12	12.5			18.5	14.5	14.25	38		New (2024)
	TL35-14	14.5			19	14.5	14.25	38		
8	TL50-6	6.5	9.5	12.4	18	16	17	43	1.45	
	TL50-8	8.5			18	18.5	16.25	45		New (2024)
	TL50-10	10.5			18	18.5	16.25	45		New (2024)
	TL50-12	12.5			19	16	17	45		
	TL50-14	15			21	16	17	45		
9	TL70-6	6.5	11.2	14.7	21	18	20	48	1.75	
	TL70-8	8.5			21	20.5	17.25	48		New (2024)
	TL70-10	11			21	20.5	17.25	48		New (2024)
	TL70-12	12.5			21	20	19.25	51.5		New (2024)
	TL70-14	15			23	20	19.25	51.5		New (2024)
	TL70-16	17			24	18	20	48		
10	TL95-6	6.5	13.5	17.4	25.5	20	22	54	1.95	
	TL95-8	8.5			25.5	23.5	20.25	55		New (2024)
	TL95-10	10.5			25.5	23.5	20.25	55		New (2024)
	TL95-12	13			25.5	23	22.25	58.5		New (2024)
	TL95-14	15			25.5	23	22.25	58.5		New (2024)
	TL95-16	17			25.5	20	22	54		
11	TL120-6	6.5	15	19.4	28	24	24	61	2.2	
	TL120-8	8.5			28	26.5	22.25	61		New (2024)
	TL120-10	10.5			28	26.5	22.25	61		New (2024)
	TL120-12	12.5			28	26.5	22.25	61		New (2024)
	TL120-14	15			28	24	24	61		
	TL120-16	17			28	24	24	61		
12	TL150-6	6.5	16.5	21.2	30.5	26	27	68	2.35	
	TL150-8	8.5			31	29	24.75	68		New (2024)
	TL150-10	10.5			31	29	24.75	68		New (2024)
	TL150-12	13			31	29	24.75	68		New (2024)
	TL150-14	15			31	27	24.75	68		New (2024)
	TL150-16	17			31	27	24.75	68		New (2024)





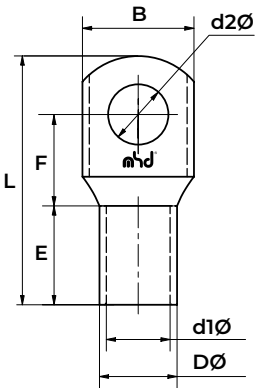

Material: Copper tube (Cu) 99.9%
Origin: MHD VIET NAM
Surface: Tin plated
Tolerances: ± 1 mm
Range size (mm²): 1.5-1000

No.	Product Code	Dimension (mm)							Thickness (mm)	Note
		d2Ø	d1Ø	DØ	B	E	F	L		
13	TL185-6	6.5	18.5	23.5	34	32	29	78	2.5	
	TL185-8	8.5								
	TL185-10	10.5								
	TL185-12	13								
	TL185-14	15								
	TL185-16	17								
14	TL240-6	6.5	21	26.5	38.5	38	34	90	2.75	
	TL240-8	8.5								
	TL240-10	10.5								
	TL240-12	13								
	TL240-14	15								
	TL240-16	17								
	TL240-18	19								
	TL240-20	21								
15	TL300-8	8.5	23.5	30	43.5	42	37	101	3.25	
	TL300-10	10.5								
	TL300-12	13								
	TL300-14	15								
	TL300-16	17								
	TL300-18	19								
	TL300-20	21								
16	TL400-12	13	28.5	36.5	53	44	44	113	4	
	TL400-14	15								
	TL400-16	17								
	TL400-18	19								
	TL400-20	21								
	TL400-22	23								

Material: Copper tube (Cu) 99.9%
Origin: MHD VIET NAM
Surface: Tin plated
Tolerances: ± 1 mm
Range size (mm²): 1.5-1000

No.	Product Code	Dimension (mm)							Thickness (mm)	Note
		d2Ø	d1Ø	DØ	B	E	F	L		
17	TL500-12	13	30	39	56	48	48	124	4.5	
	TL500-14	15								
	TL500-16	17								
	TL500-18	19								
	TL500-20	21								
	TL500-22	23								
18	TL630-12	13	34.5	44	63.5	52	51	130	4.75	
	TL630-14	15								
	TL630-16	17								
	TL630-18	19								
	TL630-20	21								
	TL630-22	23								
19	TL800-14	15	40	51.2	74	54	56	140	5.6	
	TL800-16	17								
	TL800-18	19								
	TL800-20	21								
20	TL1000-14	15	44	56.6	81.5	60	56	146	6.3	
	TL1000-16	17								
	TL1000-18	19								
	TL1000-20	21								
	TL1000-22	23								

CRIMPING TOOLS

Item size (mm²)	1.25 - 8	1.25 - 16	5.5 - 25	5.5 - 38	8-300
Tools	 LS-8	 LS-16	 LS-22	 LS-38	 YQK-300





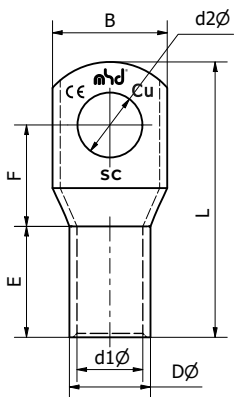

Material: Copper tube (Cu) 99.9%
Origin: MHD VIET NAM

Surface: Tin plated
Tolerances: ± 1 mm

Range size (mm²): 1.5-1000

CE RoHS QUATEST3

No.	Product Code	Dimension (mm)							Thickness (mm)	Weight (g)	Note
		d2Ø	d1Ø	DØ	B	E	F	L			
1	SC2.5-4	4.2	2.4	3.9	8	7	7	20	0.5	0.84	
	SC2.5-5	5.2			10						
	SC2.5-6	6.2									
2	SC4-4	4.2	2.8	4.5	10	7	8	20	0.65	1.38	
	SC4-5	5.2									
	SC4-6	6.2									
	SC4-8	8.2			12.5						
3	SC6-4	4.2	4.1	5.5	10	9	9	24	0.7	1.63	
	SC6-5	5.2								1.6	
	SC6-6	6.2								1.48	
	SC6-8	8.2			12			27		1.45	
	SC6-10	10.2			15					1.43	
4	SC10-4	4.2	4.6	6.2	10	9	10	25	0.8	2.81	
	SC10-5	5.2			10					2.71	
	SC10-6	6.2			10					2.65	
	SC10-8	8.2			12.5			27		2.62	
	SC10-10	10.2			15					2.59	
5	SC16-5	5.2	5.5	7.1	10	12	9.9	28	0.8	3.91	New (2024)
	SC16-6	6.2			10	12	9.9	28		3.85	New (2024)
	SC16-8	8.2			12.5	12	10.75	31		3.82*	New (2024)
	SC16-10	10.2			14.5	12	10.75	31		3.79	New (2024)
6	SC25-5	5.2	7	8.8	12.5	12.5	11.9	30	0.9	6.09	
	SC25-6	6.2			12.5	12.5	11.9	30		5.97	
	SC25-8	8.2			13.2	12.5	11.9	33		5.83*	New (2024)
	SC25-10	10.2			15.5	12.5	13.45	35		5.8*	New (2024)
	SC25-12	12.2			17	12.5	13.45	35		5.8*	New (2024

Material: Copper tube (Cu) 99.9%
Origin: MHD VIET NAM

Surface: Tin plated
Tolerances: ± 1 mm

Range size (mm²): 1.5-1000

No.	Product Code	Dimension (mm)							Thickness (mm)	Weight (g)	Note
		d2Ø	d1Ø	DØ	B	E	F	L			
7	SC35-5	5.5	8.6	10.6	15	14.5	13.25	35	1.0	9.43	
	SC35-6	6.5			15	14.5	13.25	36		9.27*	New (2024)
	SC35-8	8.5			15	14.5	13.25	36		8.9*	New (2024)
	SC35-10	10.5			18	14.5	14.25	38		8.6*	New (2024)
	SC35-12	12.5			18.5	14.5	14.25	38		8.6*	New (2024)
	SC35-14	14.5			19	14.5	14.25	38		8.6	
8	SC50-6	6.5	10	12.4	18	16	17	43	1.2	15.37	
	SC50-8	8.5			18	18.5	16.25	45		14.9*	New (2024)
	SC50-10	10.5			18	18.5	16.25	45		14.3*	New (2024)
	SC50-12	12.5			19	16	17	45		14.1	
	SC50-14	15			21	16	17	45		14.1	
9	SC70-6	6.5	11.9	14.7	21	18	20	48	1.4	24.96	
	SC70-8	8.5			21	20.5	17.25	48		24.4	New (2024)
	SC70-10	10.5			21	20.5	17.25	48		23.7	New (2024)
	SC70-12	12.5			21	20	19.25	51.5		22.7	New (2024)
	SC70-14	15			23	20	19.25	51.5		21.4	New (2024)
	SC70-16	17			24	18	20	48		21.4	
10	SC95-6	6.5	14.2	17.4	25.5	20	22	54	1.6	37.55	
	SC95-8	8.5			25.5	23.5	20.25	55		36.92	New (2024)
	SC95-10	10.5			25.5	23.5	20.25	55		36.1	New (2024)
	SC95-12	13			25.5	23	22.25	58.5		34.7	New (2024)
	SC95-14	15			25.5	23	22.25	58.5		33.5	New (2024)
	SC95-16	17			25.5	20	22	54		32.1	
11	SC120-6	6.5	15.8	19.4	28	24	24	61	1.8	53.3	New (2024)
	SC120-8	8.5			28	26.5	22.25	61		52.63	New (2024)
	SC120-10	10.5			28	26.5	22.25	61		51.6	New (2024)
	SC120-12	13			28	26.5	22.25	61		50.1	
	SC120-14	15			28	24	24	61		48.7	
	SC120-16	17			28	24	24	61		-	
12	SC150-8	8.5	17.4	21.2	31	29	24.75	68	1.9	68.24	New (2024)
	SC150-10	10.5			31	29	24.75	68		67.1	New (2024)
	SC150-12	13			31	29	24.75	68		65.6	New (2024)
	SC150-14	15			31	27	24.75	68		64.1	New (2024)
	SC150-16	17			31	27	24.75	68		62.4	New (2024)





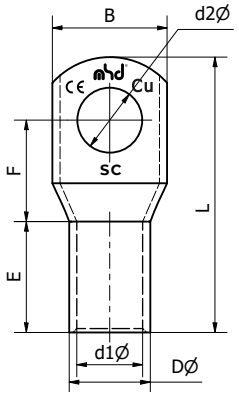

Material: Copper tube (Cu) 99.9%
Origin: MHD VIET NAM

Surface: Tin plated
Tolerances: ± 1 mm

Range size (mm²): 1.5-1000

CE RoHS QUATEST3

No.	Product Code	Dimension (mm)							Thickness (mm)	Weight (g)	Note
		d2Ø	d1Ø	DØ	B	E	F	L			
13	SC185-6	6.5	19.1	23.5	34	32	29	78	2.2	99.84	
	SC185-8	8.5								98.96	
	SC185-10	10.5								97.7	
	SC185-12	13								95.9	
	SC185-14	15								94.2	
	SC185-16	17								92.3	
14	SC240-6	6.5	21.9	26.5	38.5	38	34	90	2.3	140.3	
	SC240-8	8.5								139.3	
	SC240-10	10.5								138.1	
	SC240-12	13								128.6	
	SC240-14	15								125.2	
	SC240-16	17								127.8	
	SC240-18	19								130.2	
	SC240-20	21								127.6	
15	SC300-8	8.5	24.6	30	43.5	42	37	101	2.7	203.1	
	SC300-10	10.5								204.4	
	SC300-12	13								187.2	
	SC300-14	15								184.2	
	SC300-16	17								190.4	
	SC300-18	19								192.3	
	SC300-20	21								189.4	
16	SC400-12	13	29.9	36.5	53	44	44	113	3.3	337.6	
	SC400-14	15								325.8	
	SC400-16	17								322.4	
	SC400-18	19								328.9	
	SC400-20	21								325.2	
	SC400-22	23								321.2	

Material: Copper tube (Cu) 99.9%
Origin: MHD VIET NAM
Surface: Tin plated
Tolerances: ± 1 mm
Range size (mm²): 1.5-1000

No.	Product Code	Dimension (mm)							Thickness (mm)	Weight (g)	Note
		d2Ø	d1Ø	DØ	B	E	F	L			
17	SC500-12	13	31.8	39	56	48	48	124	3.6	428.5	
	SC500-14	15								425.7	
	SC500-16	17								422.5	
	SC500-18	19								418.9	
	SC500-20	21								414.9	
	SC500-22	23								410.6	
18	SC630-12	13	36	44	63.5	52	51	130	4	565.7	
	SC630-14	15								562.6	
	SC630-16	17								559	
	SC630-18	19								555	
	SC630-20	21								550.6	
	SC630-22	23								545.8	
19	SC800-14	15	41.6	51.2	74	54	56	140	4.8	847.1	
	SC800-16	17								842.8	
	SC800-18	19								838	
	SC800-20	21								832.8	
20	SC1000-14	15	46.6	56.6	81.5	60	56	146	5	1,425.30	
	SC1000-16	17								1,420.80	
	SC1000-18	19								1,415.80	
	SC1000-20	21								1,410.30	
	SC1000-22	23								1,410.30	

CRIMPING TOOLS

Item size (mm²)	1.25 - 8	1.25 - 16	5.5 - 25	5.5 - 38	8-300
Tools	 LS-8	 LS-16	 LS-22	 LS-38	 YQK-300

COPPER TUBE TERMINALS (SL)





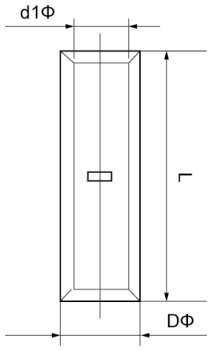

Material: Copper tube (Cu) 99.9% **Surface:** Tin plated **Range size (mm²):** 4-1000

Product Code	Dimension (mm)			Thickness (mm)	Weight (g)
	d1Ø	DØ	L		
SL6	3.8	5.5	24	0.9	2.62
SL10	4.5	6.2	25	0.9	3.14
SL16	5.4	7.1	29	0.9	4.25
SL25	6.8	8.8	29	1	6.25
SL35	8.2	10.6	35	1.2	10.91
SL50	9.5	12.4	35	1.5	15.36
SL70	11.2	14.7	45	1.8	28.19
SL95	13.5	17.4	47	2	39.14
SL120	15	19.4	52	2.2	54.39
SL150	16.5	21.2	59	2.4	72.25
SL185	18.5	23.5	65	2.5	94.34
SL240	21	26.5	75	2.8	135.42
SL300	23.5	30	90	3.3	216.3
SL400	28.5	36.5	105	4	377.36
SL500	30	39	105	4.5	450.7
SL630	34.5	44	120	4.8	618.5
SL800	40	51.2	140	5.6	988.35
SL1000	44	56.6	160	6.3	1,401.70

PIN SHAPED NAKED TERMINAL (C45)



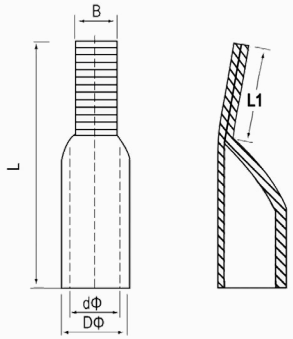

Material: Copper **Surface:** Tin plated **Range size (mm²):** 10-240

CE RoHS

Product Code	Dimension (mm)				
	DØ	dØ	L	L1	B
C45-10	6.5	5	28.3	10.5	5.5
C45-16	8.5	6	35	14	7
C45-25	10	7	36	14.5	7
C45-35	11	8	37	15	7
C45-50	13	10	41	15.5	7
C45-70	16	12	45	16	7
C45-95	18	14	50	18	9
C45-120	20	15	57	20	9
C45-150	22	17	67	24	9
C45-185	24	19	77	28	9
C45-240	26	21	85	31	9

CRIMPING TOOLS

Item size (mm2)	1.25 - 8	1.25 - 16	5.5 - 25	5.5 - 38	8-300
Tools	 LS-8	 LS-16	 LS-22	 LS-38	 YQK-300



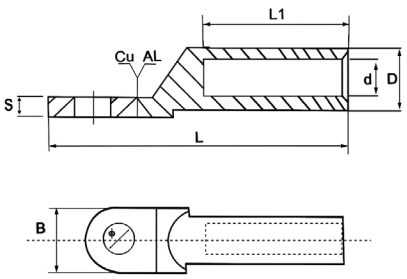

Material: Copper & Aluminum
Range size (mm²): 10 – 1000 mm²

DTL-1 Bimetallic Lug is suitable for aluminum to copper terminations.

Product Code	Dimension (mm)						
	Ø	D	d	L	L1	B	S
A Type							
DTL1-10-8 MHD-A	8.5	10	5.6	67	30	16	2.4
DTL1-16-8 MHD-A	8.5	11	6.5	70	35	16	2.8
DTL1-25-8 MHD-A	8.5	12	7.5	75	40	18	3
DTL1-35-10 MHD-A	10.5	14	8.7	85	42	20	3.5
DTL1-50-10 MHD-A	10.5	16	9.5	90	43	23	3.7
DTL1-70-12 MHD-A	12.5	18	11.5	102	50	26	4.2
DTL1-95-12 MHD-A	12.5	21	13.5	112	55	28	4.6
DTL1-120-14 MHD-A	14.5	23	15.5	118	57	30	5.2
DTL1-150-14 MHD-A	14.5	25	16.7	126	58	34	5.7
DTL1-185-16 MHD-A	16.5	27	18.5	133	62	37	6.3
DTL1-240-16 MHD-A	16.5	30	21	140	65	40	6.8
DTL1-300-20 MHD-A	21	34	23.8	165	70	45	7.9
DTL1-400-16 MHD-A	16.5	38	26	167	77	50	8
DTL1-500-20 MHD-A	21	40	29	183	80	55	9
DTL1-630-20 MHD-A	21	45	34	197	80	60	10
Normal Type							
DTL1-16-8 MHD	8,5	10	6,5	64	28	14,5	2
DTL1-25-8 MHD	8,5	11	7,2	68	28	16	2,2
DTL1-35-10 MHD	10,5	12	8,5	74	30	18	2,3
DTL1-50-10 MHD	10,5	14	9,5	80	39	20	2,6
DTL1-70-12 MHD	12,5	16	11,5	90	41,5	23	2.8.
DTL1-95-12 MHD	12,5	18	13,5	98	44	26	3,2
DTL1-120-14 MHD	14,5	20	15,5	103	47	28	3,5
DTL1-150-14 MHD	14,5	22	16,7	112	48	30	3,8
DTL1-185-16 MHD	16,5	24	18,5	118	50	33	2,8
DTL1-240-16 MHD	16,5	27	20	120	56	35	4
DTL1-300-20 MHD	21	32	23	145	60	42	4,5
DTL1-400-20 MHD	21	34	26	167	77	50	6
DTL1-500-20 MHD	21	36	29	183	80	55	7
DTL1-630-20 MHD	21	38	34	197	80	60	8







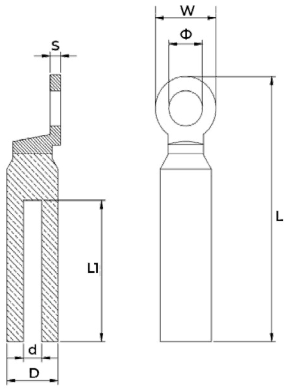

Material: Copper & Aluminum
Range size (mm²): 10 – 1000 mm²

DTL-2 Bimetallic Lug is suitable for aluminum to copper terminations.

Product Code	Dimension (mm)						
	Ø	D	d	L	L1	W	S
DTL2-16	11	16	6	80	40	20	3
DTL2-25	11		7	80	40	20	3
DTL2-35	11		8.5	80	40	20	3
DTL2-50	13	20	10	90	43	25	4.5
DTL2-70	13		11.5	90	43	25	4.5
DTL2-95	13		13.5	90	43	25	4.5
DTL2-120	13	25	15	115	59	30	5.5
DTL2-150	13		16.5	115	59	30	5.5
DTL2-185	13	32	18.5	122	60	35	6
DTL2-240	13		21	122	60	35	6
DTL2-300	13	34	23.5	128	65	35	6
DTL2-400	17	40	26	160	90	36	6
DTL2-500	17		30	160	95	36	6
DTL2-630	17	47	33.5	205	95	60	10
DTL2-800	19	60	38.5	240	110	80	10
DTL2-1000	19		43.5	240	110	80	10

INSULATED RING TERMINALS (RV)





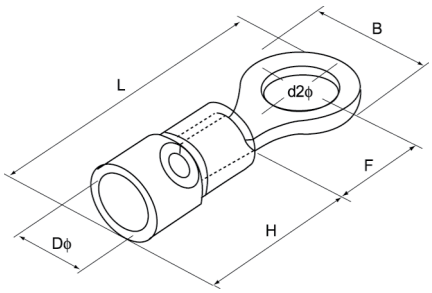

Material: Copper or brass **Insulation:** Vinyl **Plating:** Tin **Range size (mm²):** 0.5 - 6

Product Code	Din (mm²)	Dimension (mm)					
		d2Ø	B	L	F	H	DØ
RV1.25-3	0.5-1.5	3.2	5.7	17.8	5.0	10.0	4.3
RV1.25-4		4.3	6.6	20.1	6.3	10.0	4.3
RV1.25-5		5.3	8.0	21.5	7.0	10.0	4.3
RV1.25-6		6.4	9.8	23	8.5	10.0	4.3
RV1.25-8		8.4	11.6	27.5	11.1	10.0	4.3
RV1.25-10		10.5	13.6	31.6	13.9	10.0	4.3
RV1.25-12		13.0	19.2	36.0	16.5	10.0	4.3
RV2-3	1.5-2.5	3.2	6.6	17.8	4.3	10.0	4.9
RV2-4		4.3	6.6	21	7.0	10.0	4.9
RV2-5		5.3	8.5	22.5	7.8	10.0	4.9
RV2-6		6.4	12	27.6	11.0	10.0	4.9
RV2-8		8.4	12	27.6	11.0	10.0	4.9
RV2-10		10.5	13.6	30.2	13.9	10.0	4.9
RV2-12		13.0	19.2	36.5	16.5	10.0	4.9
RV3.5-4	2.5-4	4.3	8.0	24.5	7.7	13.0	6.2
RV3.5-5		5.3	8.0	24.5	7.7	13.0	6.2
RV3.5-6		6.4	12.0	27.9	7.7	13.0	6.2
RV5.5-5	4-6	5.3	9.5	25.5	8.3	13.0	6.7
RV5.5-6		6.4	12.0	31.5	13.0	13.0	6.7
RV5.5-8		8.4	15.0	33.7	13.7	13.0	6.7
RV5.5-10		10.5	15.0	33.7	13.7	13.0	6.7
RV5.5-12		13	19.2	38.1	16.0	13.0	6.7





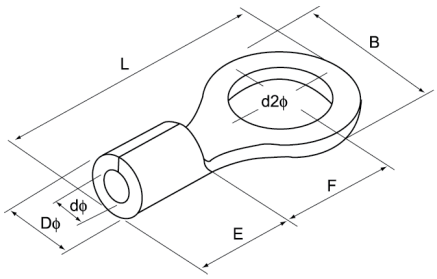

Material: Copper or Brass **Plating**: Tin **Range size (mm²):** 0.5 - 10

Product Code	Din (mm²)	Dimension (mm)						
		d2Ø	B	L	F	E	DØ	dØ
RNB1.25-3	0.5-1.5	3	6	13	5	4.8	3.4	1.7
RNB1.25-4		4	7	14	6	4.8	3.4	1.7
RNB1.25-5		5.3	8	15.8	7	4.8	3.4	1.7
RNB1.25-6		6.4	11.6	21.8	11	4.8	3.4	1.7
RNB1.25-8		8.4	11.6	21.8	11	4.8	3.4	1.7
RNB1.25-10		10.5	13.6	25.5	14	4.8	3.4	1.7
RNB1.25-12		13	19.2	31	17	4.8	3.4	1.7
RNB2-3	1.5-2.5	3.2	6.6	12.3	4	4.8	4.1	2.3
RNB2-4		4.3	6.6	16	7	4.8	4.1	2.3
RNB2-5		5.3	8.5	16.8	8	4.8	4.1	2.3
RNB2-6		6.4	12	21.8	11	4.8	4.1	2.3
RNB2-8		8.4	12	21.8	11	4.8	4.1	2.3
RNB2-10		10.5	13.6	25.5	14	4.8	4.1	2.3
RNB2-12		13	19.2	31	17	4.8	4.1	2.3
RNB3.5-4	2.5-4	4.3	8	18	8	6	5	3
RNB3.5-5		5.3	8	18	8.00	6	5	3
RNB3.5-6		6.4	12	21.4	8	6	5	3
RNB5.5-5	4-6	5.3	9.5	19.8	8	6.8	5.6	3.4
RNB5.5-6		6.4	12	25.8	13	6.8	5.6	3.4
RNB5.5-8		8.4	15	28	14	6.8	5.6	3.4
RNB5.5-10		10.5	15	28	14	6.8	5.6	3.4
RNB5.5-12		13	19.2	32.4	16	6.8	5.6	3.4
RNB8-6	6-10	6.4	12	23.5	9.3	8.5	7.0	5.0
RNB8-8		8.4	15	29.5	13.8	8.5	7.0	5.0





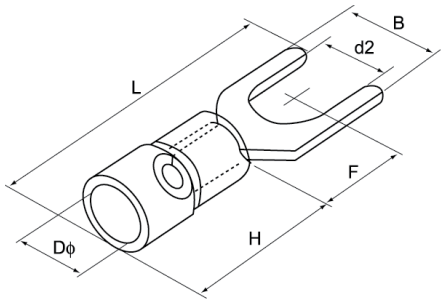

Material: Copper or brass **Insulation:** Vinyl **Plating:** Tin **Range size (mm²):** 0.5 - 6

Product Code	Din (mm²)	Dimension (mm)					
		d2	B	L	F	H	DØ
SV1.25-3	0.5-1.5	3.2	5.7	21.2	6.5	10.0	4.3
SV1.25-4		4.3	6.4	21.2	6.5	10.0	4.3
SV1.25-5		5.3	8.1	21.2	6.5	10.0	4.3
SV1.25-6		6.4	9.5	21.2	6.5	10.0	4.3
SV1.25-8		8.4	14.0	27.0	11.0	10.5	4.3
SV1.25-10		10.4	14.0	27.0	11.0	10.5	4.3
SV2-3	1.5-2.5	3.2	5.7	21.2	6.5	10.0	4.9
SV2-4		4.3	6.4	21.2	6.5	10.0	4.9
SV2-5		5.3	8.1	21.2	6.5	10.0	4.9
SV2-6		6.4	9.5	21.2	6.5	10.0	4.9
SV2-8		8.4	14.0	27.0	11.5	10.5	4.9
SV2-10		10.4	14.0	27.0	11.5	10.5	4.9
SV3.5-4	2.5-4	4.3	8.0	24.8	7.0	13.0	6.2
SV3.5-5		5.3	8.0	24.8	7.0	13.0	6.2
SV3.5-6		6.4	8.0	24.8	7.0	13.0	6.2
SV5.5-5	4-6	5.3	9.0	25.2	7.5	13.0	6.7
SV5.5-6		6.4	9.0	25.2	7.5	13.0	6.7
SV5.5-8		8.4	14.0	30.0	11.5	13.0	6.7
SV5.5-10		10.4	14.0	31.0	11.5	13.	6.7





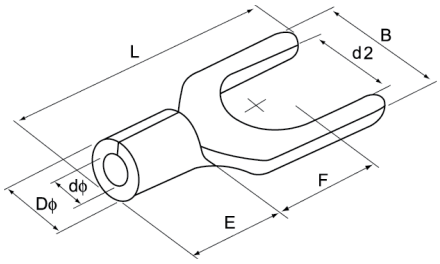

Welding connector with copper material only

Material: Copper or Brass **Plating:** Tin **Range size (mm²):** 0.5 - 6

Product Code	Din (mm²)	Dimension (mm)						
		d2	B	L	F	E	DØ	dØ
SNB1.25-3	0.5-1.5	3.2	5.7	16	7	4.8	3.4	1.7
SNB1.25-4		4.3	6.4	14	7	4.8	3.4	1.7
SNB1.25-5		5.3	8.1	16	7	4.8	3.4	1.7
SNB1.25-6		6.4	9.5	18	7	4.8	3.4	1.7
SNB1.25-8		8.4	14	21.11	8	4.8	3.4	1.7
SNB2-3	1.5-2.5	3.2	5.7	12.4	7	4.8	4.1	2.3
SNB2-4		4.3	6.4	14.6	7	4.8	4.1	2.3
SNB2-5		5.3	8.1	16.4	7	4.8	4.1	2.3
SNB2-6		6.4	9.5	18.4	7	4.8	4.1	2.3
SNB2-8		8.4	14	23	10.5	4.8	4.1	2.3
SNB3.5-4	2.5-4	4.3	8	18.3	7	6	5	3
SNB3.5-5		5.3	8	18.3	7	6	5	3
SNB3.5-6		6.4	12	21.5	12.00	6	5	3
SNB5.5-5	4-6	5.3	9	19.5	8	6.8	5.6	3.4
SNB5.5-6		6.4	9	19.5	8	6.8	5.6	3.4
SNB5.5-8		8.4	14	25.5	8	6.8	5.6	3.4





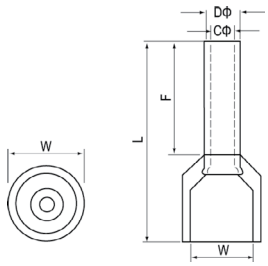

Insulation: P.P **Materials:** Copper or Brass

CE RoHS

Product Code	Wire Range	Dimension (mm)					Pcs/ Pack	Insulating tuble color (German Standard)
	mm² (A.W.G.)	F	L	W	DØ	CØ		
E0508	0.5(22)	8.0	14.0	2.6	1.3	1.0	1000	Orange
E7508	0.75(20)	8.0	14.6	2.8	1.5	1.2	1000	White
E1008	1.0(18)	8.0	14.6	3.0	1.7	1.4	1000	Yellow
E1510	1.5(16)	10.0	16.4	3.5	2.0	1.7	1000	Red
E2508	2.5(14)	8.0	15.2	4.0	2.6	2.3	1000	Blue
E4012	4.0(12)	12	19.5	4.4	3.2	2.8	1000	Gray
E6012	6.0(10)	12.0	20.0	6.3	3.9	3.5	1000	Black
E10-12	10.0(7)	12.0	21.5	7.6	4.9	4.5	1000	Milk
E16-12	16.0(5)	12.0	22.2	8.8	6.2	5.8	500	Green
E25-16	25.0(4)	16.0	29.0	11.2	7.9	7.5	250	Brown
E25-22		22.0	35.0					
E35-16	35.0(2)	16.0	30.0	12.7	8.7	8.3	250	Gray
E50-25	50.0(1)	25.0	41.0	15.3	10.9	10.3	250	Olive

NON INSULATED CORD-END TERMINALS (EN)



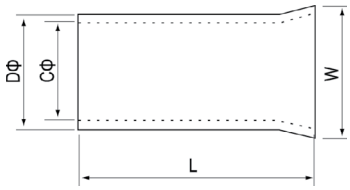

Material: Copper or brass
Plating: Tin
Range size (mm²): 0.5 - 50
Welding connector with copper material only

Product Code	Wire Range mm² (A.W.G)	Dimension (mm)				Pcs/Pack
		L	DØ	CØ	W	
EN 0508	0.5(22)	8	1.3	1	1.7	10000
EN 7508	0.75(20)	8	1.5	1.2	1.9	10000
EN 1008	1.0(18)	8	1.7	1.4	2.2	10000
EN1508	1.5(16)	8	2	1.7	2.5	10000
EN 2508	2.5(14)	8	2.6	2.3	3.3	10000
EN 4009	4.0(12)	9	3.2	2.8	3.9	5000
EN 6012	6.0(10)	12	3.9	3.5	4.8	5000
EN 10-12	10.0(7)	12	4.9	4.5	5.8	2500
EN 16-12	16.0(5)	12	6.2	5.8	7.2	2000
EN 25-16	25.0(4)	16	7.9	7.5	9.1	1000
EN 25-22		22				
EN 35-16	35.0(2)	16	8.7	8.3	10.2	500
EN 50-25	50.0(1)	25	10.9	10.3	12.4	500

CORD-END TWIN SLEEVES (TE)



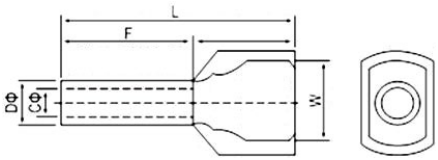

Insulation: P.P
Materials:
Copper or Brass

Product Code	Conductor (mm²)	Dimension (mm)						Color
		F	L	W	B	D	C	
TE0508	2x0.5	8	14.5	5	6.5	1.8	1.5	Orange
TE7508	2 x 0.75	8	14.7	5	6.7	2.1	1.8	White
TE7510	2x0.75	10	16.7	5.5	6.7	2.1	1.8	
TE1010	2x1	10	17.1	5.5	7.1	2.3	2	Red
TE1508	2x 1.5	8	15.5	6.4	7.2	2.6	2.3	Black
TE1512	2x 1.5	12	19.5	6.4	7.5	2.6	2.3	Black Yellow
TE2508	2x2.5	8	16.5	8	8.5	3.3	2.9	Blue
TE2510	2x2.5	10	18.5	8	8.5	3.3	2.9	Blue Gray
TE2512	2x2.5	12	21.5	8	8.5	3.3	2.9	
TE4012	2x4	12	23.1	8.8	11.1	4.2	3.8	Orange Gray
TE6012	2x16	12	26.6	12.6	12	6.9	6.5	Green





Material :
Nylon 66, 94V-2 certificated by UL, heat-resisting erosion control, insulate well and not apt to age.
Color:
Black, White, Blue, Green, Pink, Purple, Red, Yellow.
Package:
100 pcs/bag

Product Code	Dimension (mm)		Max. Bundle dia E (mm)	Min tensile strength	
	W	L		lbs	kgs
MHD-3x100	1.9	100	22	18	8
MHD-3x150	2.5	150	35	33	15
MHD-3x200	2.5	200	50	18	8
MHD-3x250	2.9	250	65	33	18
MHD-4x150	3.6	150	35	40	18
MHD-4x200	3.6	200	50	40	18
MHD-4x250	3.6	250	65	40	18
MHD-4x300	3.6	300	80	40	18
MHD-5x200	4.8	200	50	50	22
MHD-5x250	4.8	250	65	50	22
MHD-5x300	4.8	300	82	50	22
MHD-5x400	4.8	400	105	50	22
MHD-7x300	6.5	300	82	50	22
MHD-7x400	6.5	400	105	110	45
MHD-8x300	7.6	300	82	120	55
MHD-8x400	7.6	400	105	120	55
MHD-8x500	7.6	500	150	120	55
MHD-10x650	9	650	190	175	80







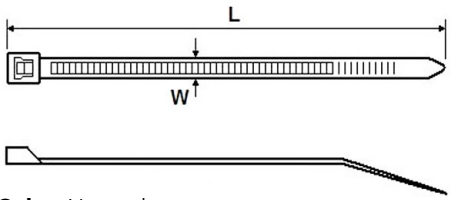

Color: Natural
Material : UL approved ***Polyamide 6.6, 94V-2 standard*** certificated by UL
Operating Temp: from **-40°C** to **85°C**
Package: 100 pcs/bag

E75050 RoHS HF

Product Code	Dimension (mm)		Max. Bundle dia (mm)	Min. Loop Tensile Strength (kg)
	W	L		
MHDF-100MC	2.5	100	22	8.1
MHDF-140MC		140	33	
MHD-200MC		200	53	
MHD-250MC	2.8	250	65	14
MHDF-150IC	3.6	150	35	18.2
MHDF-200IC		200	53	18.2
MHDF-300IC		300	76	
MHDF-200STC	4.8	200	50	22.2
MHDF-250STC		250	60	
MHDF-300STC		300	70	
MHDF-370STC		370	76	
MHDF-300HD	7.6	300	76	54.4
MHDF-370HD		370	102	
MHD-430HD-S		430	125	
MHD-540HD-S		533	140	
MHD-530HD	9.0	526	140	79.4
MHD-630HD		610	187	
MHD-710HD		710	190	
MHD-780HD		776	228	
MHD-920HD		912	263	





- Available in a wide range of materials.
- Internal serrations allowing for a positive hold onto cable and pipe bundles.
- The design of the head guarantees a high tensile strength while allowing a very low insertion force.

Material: Nylon 66, UL94 V2

Package: 100pcs/bag

E75050 Lloyds Register GL 59425-08HH RoHS HF Halogen Free

No.	Product Code	Length mm (inch)	Width mm (inch)	Max.Bundle Dia. mm (inch)	Min. Loop Tensile Strength - kg (lbs)
1	GT-80MC	80 (3.15)	2.4 (0.09)	15 (0.59)	8.0 (17.68)
2	GT-90MC	90 (3.54)	2.4 (0.09)	16 (0.63)	8.0 (17.68)
3	GT-100MC	100 (3.94)	2.5 (0.10)	22 (0.87)	8.1 (18)
4	GT-120MC	120 (4.72)	2.5 (0.10)	30 (1.18)	8.1 (18)
5	GT-140MC	140 (5.51)	2.5 (0.10)	33 (1.30)	8.1 (18)
6	GT-150MC	150 (5.91)	2.5 (0.10)	35 (1.38)	8.1 (18)
7	GT-160MC	160 (6.30)	2.5 (0.10)	40 (1.57)	8.1 (18)
8	GT-200MC	200 (7.87)	2.5 (0.10)	53 (2.09)	8.1 (18)
9	GT-250MC	250 (9.84)	2.8 (0.11)	65 (2.56)	14 (31)
10	GT-300MC	300 (11.81)	2.8 (0.11)	76 (2.99)	14 (31)
11	GT-140ISC	140 (5.51)	3.4 (0.13)	33 (1.30)	13.6 (30)
12	GT-120IC	120 (4.72)	3.6 (0.14)	30 (1.18)	18.2 (40)
13	GT-140 IC	140 (5.51)	3.6 (0.14)	33 (1.30)	18.2 (40)
14	GT-150IC	150 (5.91)	3.6 (0.14)	35 (1.38)	18.2 (40)
15	GT-180IC	180 (7.09)	3.6 (0.14)	44 (1.73)	18.2 (40)
16	GT-200IC	200 (7.87)	3.6 (0.14)	53 (2.09)	18.2 (40)
17	GT-215IC	215 (8.46)	3.6 (0.14)	56 (2.20)	18.2 (40)
18	GT-250IC	250 (9.84)	3.6 (0.14)	65 (2.56)	18.2 (40)
19	GT-280IC	280 (11.02)	3.6 (0.14)	69 (2.72)	18.2 (40)
20	GT-300IC	300 (11.81)	3.6 (0.14)	76 (2.99)	18.2 (40)
21	GT-360IC	360 (14.17)	3.6 (0.14)	98 (3.86)	18.2 (40)
22	GT-370IC	370 (14.57)	3.6 (0.14)	102 (4.02)	18.2 (40)
23	GT-120STC	120 (4.72)	4.8 (0.19)	24 (0.94)	22.2 (50)
24	GT-150STC	150 (5.91)	4.8 (0.19)	35 (1.38)	22.2 (50)
25	GT-160STC	160 (6.30)	4.8 (0.19)	38 (1.50)	22.2 (50)
26	GT-178STC	178 (7.01)	4.8 (0.19)	40 (1.57)	22.2 (50)
27	GT-190STC	188 (7.40)	4.8 (0.19)	46 (1.81)	22.2 (50)
28	GT-200STC	200 (7.87)	4.8 (0.19)	50 (1.97)	22.2 (50)
29	GT-216STC	215 (8.46)	4.8 (0.19)	53 (2.09)	22.2 (50)
30	GT-250STC	250 (9.84)	4.8 (0.19)	60 (2.36)	22.2 (50)
31	GT-266STC	265 (10.43)	4.8 (0.19)	65 (2.56)	22.2 (50)
32	GT-280STC	280 (11.02)	4.8 (0.19)	70 (2.76)	22.2 (50)

No.	Product Code	Length mm (inch)	Width mm (inch)	Max.Bundle Dia. mm (inch)	Min. Loop Tensile Strength - kg (lbs)
33	GT-300STC	300 (11.81)	4.8 (0.19)	76 (2.99)	22.2 (50)
34	GT-360ST	360 (14.17)	4.8 (0.19)	98 (3.86)	22.2 (50)
35	GT-370ST	370 (14.57)	4.8 (0.19)	102 (4.02)	22.2 (50)
36	GT-390ST	390 (15.35)	4.8 (0.19)	105 (4.13)	22.2 (50)
37	GT-430ST	430 (16.93)	4.8 (0.19)	110 (4.33)	22.2 (50)
38	GT-450ST	450 (17.72)	4.8 (0.19)	116 (4.57)	22.2 (50)
39	GT-530ST	530 (20.87)	4.8 (0.19)	140 (5.51)	22.2 (50)
40	GT-550ST	550 (21.65)	4.8 (0.19)	145 (5.71)	22.2 (50)
41	GT-635ST	635 (25.00)	4.8 (0.19)	190 (7.48)	22.2 (50)
42	GT-685ST	685 (26.97)	4.8 (0.19)	205 (8.07)	22.2 (50)
43	GT-730ST	735 (28.94)	4.8 (0.19)	224 (8.82)	40 (88)
44	GT-830ST	830 (32.68)	4.8 (0.19)	254 (10.00)	40 (88)
45	GT-920ST	925 (36.42)	4.8 (0.19)	263 (10.35)	40 (88)
46	GT-150HD	150 (5.91)	7.6 (0.30)	33 (1.30)	54.4 (120)
47	GT-200HD	200 (7.87)	7.6 (0.30)	50 (1.97)	54.4 (120)
48	GT-240HD	240 (9.45)	7.6 (0.30)	63 (2.48)	54.4 (120)
49	GT-250HD	250 (9.84)	7.6 (0.30)	65 (2.56)	54.4 (120)
50	GT-280HD	280 (11.02)	7.6 (0.30)	71 (2.80)	54.4 (120)
51	GT-300HD	300 (11.81)	7.6 (0.30)	76 (2.99)	54.4 (120)
52	GT-370HD	368 (14.49)	7.6 (0.30)	102 (4.02)	54.4 (120)
53	GT-430HD-S	430 (16.93)	7.6 (0.30)	125 (4.92)	54.4 (120)
54	GT-450HD-S	450 (17.72)	7.6 (0.30)	132 (5.20)	54.4 (120)
55	GT-540HD-S	533 (20.98)	7.6 (0.30)	140 (5.51)	54.4 (120)
56	GT-750HD-S	750 (29.53)	7.6 (0.30)	218 (8.58)	54.4 (120)
57	GT-290HD	290 (11.42)	9.0 (0.35)	80.4 (3.16)	79.4 (175)
58	GT-380HD	380 (14.96)	9.0 (0.35)	92.2 (3.63)	79.4 (175)
59	GT-430HD	430 (16.93)	9.0 (0.35)	110 (4.33)	79.4 (175)
60	GT-450HD	450 (17.72)	9.0 (0.35)	120 (4.72)	79.4 (175)
61	GT-530HD	526 (20.71)	9.0 (0.35)	140 (5.51)	79.4 (175)
62	GT-630HD	610 (24.02)	9.0 (0.35)	187 (7.00)	79.4 (175)
63	GT-710HD	710 (27.95)	9.0 (0.35)	190 (7.48)	79.4 (175)
64	GT-780HD	776 (30.55)	9.0 (0.35)	228 (8.98)	79.4 (175)
65	GT-830HD	815 (32.09)	9.0 (0.35)	239 (9.41)	79.4 (175)
66	GT-920HD	912 (35.91)	9.0 (0.35)	263 (10.35)	79.4 (175)
67	GT-1020HD	1020 (40.16)	9.0 (0.35)	295 (11.61)	79.4 (175)
68	GT-1070HD	1070 (42.13)	9.0 (0.35)	320 (12.60)	79.4 (175)
69	GT-1220HD	1220 (48.03)	9.0 (0.35)	365 (14.37)	79.4 (175)
70	GT-1370HD	1375 (54.13)	9.0 (0.35)	412 (16.22)	79.4 (175)
71	GT-1530HD	1530 (60.24)	9.0 (0.35)	460 (18.11)	79.4 (175)



- Available in a wide range of materials.
- Internal serrations allowing for a positive hold onto cable and pipe bundles.
- The design of the head guarantees a **high tensile strength** while allowing a very low insertion force.
- **Flame-retardant, Heat-resistant, UV resistant** are available.
- **Material:** UL approved Polyamide 6.6, 94V-2
- **Color:** Black
- **Packing:** 100pcs/bag



No.	Product Code	Length mm (inch)	Width mm (inch)	Max.Bundle Dia. mm (inch)	Min. Loop Tensile Strength - kg (lbs)
1	GT-80MUV	80 (3.15)	2.4 (0.09)	Ø15 (0.59)	8.0 (17.68)
2	GT-100MUV	100 (3.94)	2.5 (0.10)	Ø22 (0.87)	8.1 (18)
3	GT-120MUV	120 (4.72)	2.5 (0.10)	Ø30 (1.18)	8.1 (18)
4	GT-140MUV	140 (5.51)	2.5 (0.10)	Ø33 (1.30)	8.1 (18)
5	GT-160MUV	160 (6.30)	2.5 (0.10)	Ø40 (1.57)	8.1 (18)
6	GT-200MUV	200 (7.87)	2.5 (0.10)	Ø53 (2.09)	8.1 (18)
7	GT-250MUV	250 (9.84)	2.8 (0.11)	Ø65 (2.56)	14 (31)
8	GT-300MUV	300 (11.81)	2.8 (0.11)	Ø76 (2.99)	14 (31)
9	GT-120IUV	120 (4.72)	3.6 (0.14)	Ø30 (1.18)	18.2 (40)|
10	GT-140IUV	140 (5.51)	3.6 (0.14)	Ø33 (1.30)	18.2 (40)
11	GT-150IUV	150 (5.91)	3.6 (0.14)	Ø35 (1.38)	18.2 (40)
12	GT-180IUV	180 (7.09)	3.6 (0.14)	Ø44 (1.73)	18.2 (40)
13	GT-200IUV	200 (7.87)	3.6 (0.14)	Ø53 (2.09)	18.2 (40)
14	GT-250IUV	250 (9.84)	3.6 (0.14)	Ø65 (2.56)	18.2 (40)
15	GT-300IUV	300 (11.81)	3.6 (0.14)	Ø76 (2.99)	18.2 (40)
16	GT-370IUV	370 (14.57)	3.6 (0.14)	Ø102 (4.02)	18.2 (40)
17	GT-120STUV	120 (4.72)	4.8 (0.19)	Ø24 (0.94)	22.6 (50)

No.	Product Code	Length mm (inch)	Width mm (inch)	Max.Bundle Dia. mm (inch)	Min. Loop Tensile Strength - kg (lbs)
18	GT-160STUV	160 (6.30)	4.8 (0.19)	Ø38 (1.50)	22.6 (50)
19	GT-190STUV	188 (7.40)	4.8 (0.19)	Ø46 (1.81)	22.6 (50)
20	GT-200STUV	200 (7.87)	4.8 (0.19)	Ø50 (1.97)	22.6 (50)
21	GT-250STUV	250 (9.84)	4.8 (0.19)	Ø60 (2.36)	22.6 (50)
22	GT-280STUV	280 (11.02)	4.8 (0.19)	Ø70 (2.76)	22.6 (50)
23	GT-300STUV	300 (11.81)	4.8 (0.19)	Ø76 (2.99)	22.6 (50)
24	GT-370STUV	370 (14.57)	4.8 (0.19)	Ø102 (4.02)	22.6 (50)
25	GT-390STUV	390 (15.35)	4.8 (0.19)	Ø105 (4.13)	22.6 (50)
26	GT-430STUV	430 (16.93)	4.8 (0.19)	Ø110 (4.33)	22.6 (50)
27	GT-450STUV	450 (17.72)	4.8 (0.19)	Ø116 (4.57)	22.6 (50)
28	GT-530STUV	530 (20.87)	4.8 (0.19)	Ø140 (5.51)	22.6 (50)
29	GT-150HDUV	150 (5.91)	7.6 (0.30)	Ø33 (1.30)	54.4 (120)
30	GT-200HDUV	200 (7.87)	7.6 (0.30)	Ø50 (1.97)	54.4 (120)
31	GT-250HDUV	250 (9.84)	7.6 (0.30)	Ø65 (2.56)	54.4 (120)
32	GT-300HDUV	300 (11.81)	7.6 (0.30)	Ø76 (2.99)	54.4 (120)
33	GT-370HDUV	370 (14.57)	7.6 (0.30)	Ø102 (4.02)	54.4 (120)
34	GT-430HD-SUV	430 (16.93)	7.6 (0.30)	Ø125 (4.92)	54.4 (120)
35	GT-450HD-SUV	450 (17.72)	7.6 (0.30)	Ø130 (5.12)	54.4 (120)
36	GT-540HD-SUV	533 (20.98)	7.6 (0.30)	Ø140 (5.51)	54.4 (120)
37	GT-430HDUV	430 (16.93)	9.0 (0.35)	Ø125 (4.92)	79.4 (175)
38	GT-530HDUV	526 (20.71)	9.0 (0.35)	Ø140 (5.51)	79.4 (175)
39	GT-630HDUV	610 (24.02)	9.0 (0.35)	Ø187 (7.00)	79.4 (175)
40	GT-710HDUV	710 (27.95)	9.0 (0.35)	Ø190 (7.48)	79.4 (175)
41	GT-780HDUV	776 (30.55)	9.0 (0.35)	Ø228 (8.98)	79.4 (175)
42	GT-830HDUV	815 (32.09)	9.0 (0.35)	Ø239 (9.41)	79.4 (175)
43	GT-920HDUV	912 (35.91)	9.0 (0.35)	Ø263 (10.35)	79.4 (175)



STAINLESS STEEL CABLE TIES

SS304/SS316 Uncoated - Ball lock type

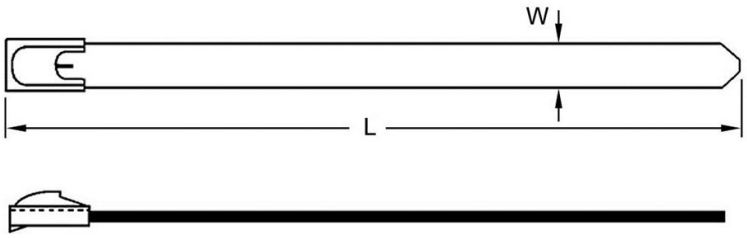

Product Code		Width (mm)	Length (mm)	Thickness (mm)	Max. Bundle Dia. (mm)
BT4BUC-4.6X100	BT6BUC-4.6X100	4.6	100	0.25	25
BT4BUC-4.6X150	BT6BUC-4.6X150	4.6	150	0.25	37
BT4BUC-4.6X200	BT6BUC-4.6X200	4.6	200	0.25	50
BT4BUC-4.6X250	BT6BUC-4.6X250	4.6	250	0.25	63
BT4BUC-4.6X300	BT6BUC-4.6X300	4.6	300	0.25	76
BT4BUC-4.6X350	BT6BUC-4.6X350	4.6	350	0.25	89
BT4BUC-4.6X400	BT6BUC-4.6X400	4.6	400	0.25	102
BT4BUC-4.6X450	BT6BUC-4.6X450	4.6	450	0.25	115
BT4BUC-4.6X500	BT6BUC-4.6X500	4.6	500	0.25	128
BT4BUC-7.9X150	BT6BUC-7.9X150	7.9	150	0.25	37
BT4BUC-7.9X200	BT6BUC-7.9X200	7.9	200	0.25	50
BT4BUC-7.9X250	BT6BUC-7.9X250	7.9	250	0.25	63
BT4BUC-7.9X300	BT6BUC-7.9X300	7.9	300	0.25	76
BT4BUC-7.9X350	BT6BUC-7.9X350	7.9	350	0.25	89
BT4BUC-7.9X400	BT6BUC-7.9X400	7.9	400	0.25	102
BT4BUC-7.9X450	BT6BUC-7.9X450	7.9	450	0.25	115
BT4BUC-7.9X500	BT6BUC-7.9X500	7.9	500	0.25	128



STAINLESS STEEL
EPOXY COATED CABLE TIES
SS304/SS316 - Ball lock type

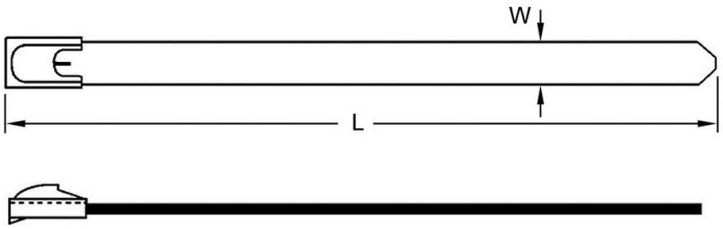

Product Code		Width (mm)	Length (mm)	Thickness (mm)	Max. Bundle Dia. (mm)
BT4BEPC-4.6X100	BT6BEPC-4.6X100	4.6	100	0.3	25
BT4BEPC-4.6X150	BT6BEPC-4.6X150	4.6	150	0.3	37
BT4BEPC-4.6X200	BT6BEPC-4.6X200	4.6	200	0.3	50
BT4BEPC-4.6X250	BT6BEPC-4.6X250	4.6	250	0.3	63
BT4BEPC-4.6X300	BT6BEPC-4.6X300	4.6	300	0.3	76
BT4BEPC-4.6X350	BT6BEPC-4.6X350	4.6	350	0.3	89
BT4BEPC-4.6X400	BT6BEPC-4.6X400	4.6	400	0.3	102
BT4BEPC-4.6X450	BT6BEPC-4.6X450	4.6	450	0.3	115
BT4BEPC-4.6X500	BT6BEPC-4.6X500	4.6	500	0.3	128
BT4BEPC-7.9X150	BT6BEPC-7.9X150	7.9	150	0.3	37
BT4BEPC-7.9X200	BT6BEPC-7.9X200	7.9	200	0.3	50
BT4BEPC-7.9X250	BT6BEPC-7.9X250	7.9	250	0.3	63
BT4BEPC-7.9X300	BT6BEPC-7.9X300	7.9	300	0.3	76
BT4BEPC-7.9X350	BT6BEPC-7.9X350	7.9	350	0.3	89
BT4BEPC-7.9X400	BT6BEPC-7.9X400	7.9	400	0.3	102
BT4BEPC-7.9X450	BT6BEPC-7.9X450	7.9	450	0.3	115
BT4BEPC-7.9X500	BT6BEPC-7.9X500	7.9	500	0.3	128







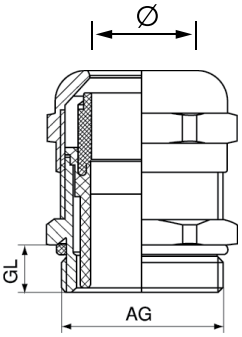

-Material: Brass plated with nickel

-Weather strip: Nitrile butadiene rubber (NBR), Weathering resistance rubber (EPDM)

- Working temperature: -40°C to 100°C , instantaneous heat resistance up to 120°C

- Characteristics: IP66 (Rotate the part)

CE RoHS

CABLE RANGE OF PG, METRIC, AND NPT GLANDS

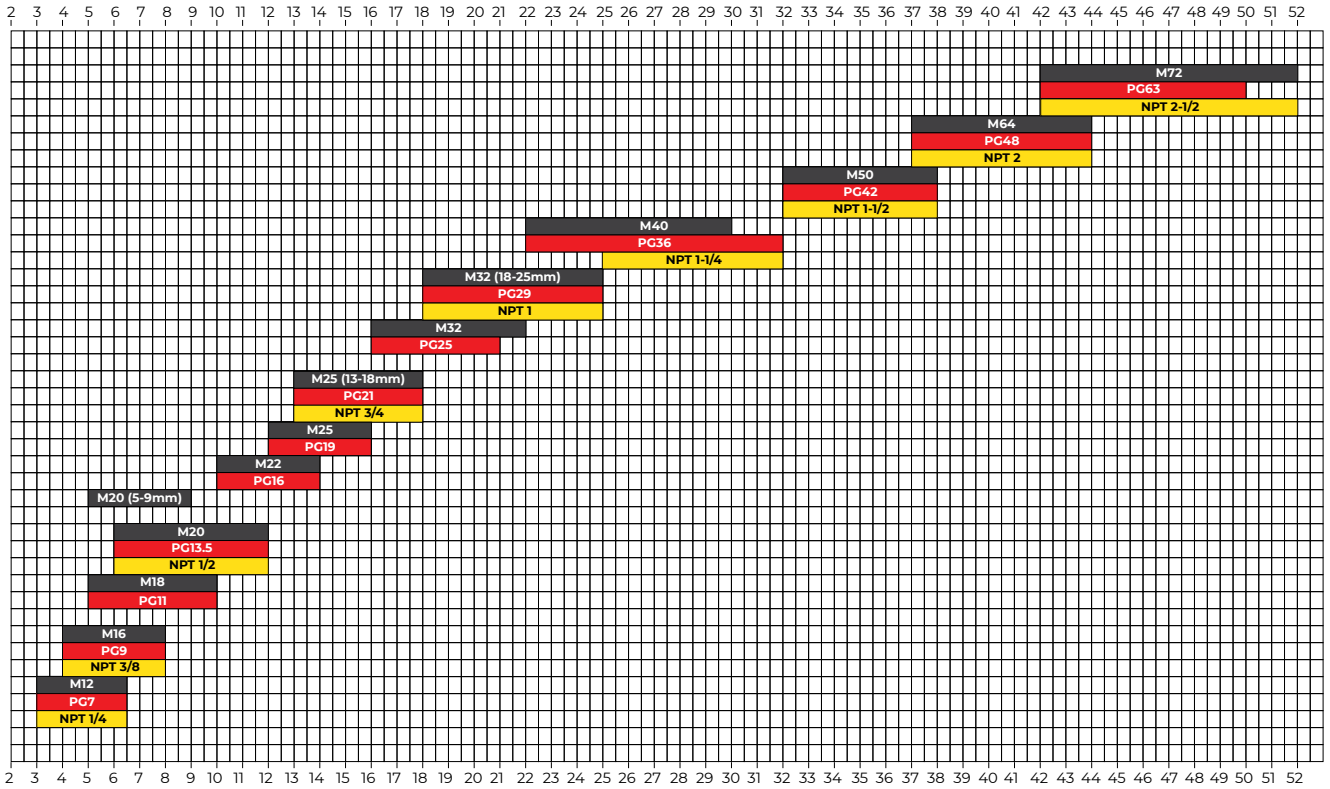

Product Code	Type	Cable Range Ø (mm)	Thread O. D. AG (mm)	Thread Length GL (mm)	Spanner Size (mm)
Metallic Cable Gland (M Type)					
KLM12	M12 x 1.5	3~6.5	12	6	14
KLM16	M16 x 1.5	4~8	16	7	17
KLM18	M18 x 1.5	5~10	18	7	20
KLM20	M20 x 1.5	6~12	20	7.5	22
KLM20 ((5-9mm)	M20 x 1.5	5~9	20	7.5	22
KLM22	M22 x 1.5	10~14	22	7.5	24
KLM25	M25 x 1.5	12~16	25	8	27
KLM25 (13-18mm)	M25 x 1.5	13~18	25	8	30
KLM32	M32 x1.5	16~22	32	9	35
KLM32 (18-25mm)	M32 x 1.5	18~25	32	9	40
KLM40	M40 x 1.5	22~30	40	9	45
KLM50	M50 x 1.5	32~38	50	10	57
KLM63	M63 x 1.5	37~44	63	11	64
KLM64	M64 x 2	37~44	64	14	64/68
KLM72	M72 x 2	42~52	72	16	78
KLM75	M75 x 2	42~52	75	16	78/80
KLM80	M80 x 2	55~62	80	18	88
KLM88	M88 x 2	65~70	88	18	94
KLM100	M100 x 2	78~84	100	20	110
Metallic Cable Gland (PG Type)					
KLPG 7	PG7	3~6.5	12.5	8	16
KLPG 9	PG9	4~8	15.2	8	19
KLPG 11	PG11	5~10	18.6	8	22
KLPG 13.5	PG13.5	6~12	20.4	10	24
KLPG 16	PG16	10~14	22.5	10	27
KLPG 19	PG19	12~16	24	10	27
KLPG 21	PG21	13~18	28.3	10	33
KLPG 25	PG25	16~21	30	11	35
KLPG 29	PG29	18~25	37	12	42
KLPG 36	PG36	22~32	47	14	52
KLPG 42	PG42	32~38	54	14	60
KLPG 48	PG48	37~44	59.3	15	64
KLPG 63	PG63	42~50	71	28	77
Metallic Cable Gland (NPT Type)					
NPT 1/4	NPT 1/4"	3-6.5	13.6	6	15
NPT 3/8	NPT 3/8"	4-8	17	7	18
NPT 1/2	NPT 1/2"	6-12	20.9	7.5	22
NPT 3/4	NPT 3/4"	13-18	26.4	8	30
NPT 1	NPT 1"	18-25	33.2	9	40
NPT 1 1/4	NPT 1 - 1/4"	25-32	41.9	10	50
NPT 1 1/2	NPT 1 - 1/2"	32-38	48	11	57
NPT 2	NPT 2"	37-44	60	11	64
NPT 2 1/2	NPT 2" - 1/2"	42-52	72.6	20	78





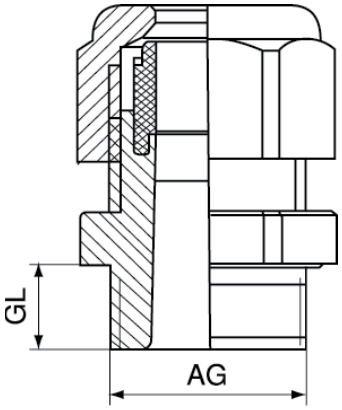

- **Material:** Adopting nylon **PA66 / PP**
- **Weather strip:** Nitrile butadiene rubber (NBR), Weathering-resistance rubber (EPDM)
- **Working temperature:** -40°C to 100°C in static state, instantaneous heat resistance up to 120°C ; -20°C to 80°C
- **Characteristics:** IP68 (Rotate the part, and use O ring)
- **Color:** Black(RAL9005), light grey (RAL7035), as well as special colors that can be designed at request

CE RoHS

MHD Code	Type	Cable Range (mm)	Thread O. D. AG (mm)	Thread Length GL (mm)	Spanner Size (mm)
Cable Gland (PG Type)					
PG7 PA66/PP	PG7	3~6.5	12.5	8	16
PG9 PA66/PP	PG9	4~8	15.2	8	19
PG11 PA66/PP	PG11	5~10	18.6	8	22
PG13.5 PA66/PP	PG13.5	6~12	20.4	10	24
PG16 PA66/PP	PG16	10~14	22.5	10	27
PG19 PA66/PP	PG19	12~16	24	10	27
PG21 PA66/PP	PG21	13~18	28.3	10	33
PG25 PA66/PP	PG25	16~21	30	11	35
PG29 PA66/PP	PG29	18~25	37	12	42
PG36 PA66/PP	PG36	22~32	47	14	52
PG42 PA66/PP	PG42	32~38	54	14	60
PG48 PA66/PP	PG48	37~44	59.3	15	64
PG63 PA66/PP	PG63	42~50	71	28	77
Cable Gland (M Type)					
M12 PA66/PP	M12 x 1.5	3~6.5	12	8	16
M16 PA66/PP	M16 x 1.5	4~8	16	8	19
M18 PA66/PP	M18 x 1.5	5~10	18	8	22
M20 PA66/PP	M20 x 1.5	6~12	20	10	24
M22 PA66/PP	M22 x 1.5	10~14	22	10	27
M24 PA66/PP	M24 x 1.5	12~16	24	10	27
M25 PA66/PP	M25 x 1.5	13~18	25	10	33
M27 PA66/PP	M27 x 1.5	13~18	27	10	33
M30 PA66/PP	M30 x 1.5	16~21	30	11	35
M32 PA66/PP	M32 x 1.5	16~21	32	11	35
M36 PA66/PP	M36 x 1.5	18~25	36	12	42
M40 PA66/PP	M40 x 1.5	22~32	40	14	52
M50 PA66/PP	M50 x 1.5	32~38	50	14	60
M63 PA66/PP	M63 x 1.5	37~44	63	15	64
M71 PA66/PP	M71 x 1.5	42~50	71	28	77





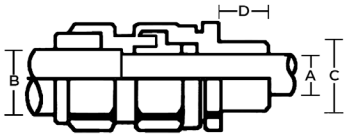

Natural Brass Finish. Nickel Finish.
Standard seals-20cC to +80:C.
Matching Accessories available like
PVCShrouds.LockNuts&EarthTag.

MHD Code	Gland Size	Thread (mm)	Minimum lenghth of thread "D"v	Cable Range "A" (mm)		Cable Range "B" (mm)	
				MIn	Max	Min	Max
AT-E1-20S	E1W 20S	M20	15	8.80	11.70	11.80	16.00
AT-E1-20L	E1W 20L	M20	15	11.40	14.00	14.00	20.80
AT-E1-25S	E1W 25S	M25	15	13.00	16.00	18.00	24.00
AT-E1-25L	E1W 25L	M25	15	17.30	20.00	20.30	27.40
AT-E1-32S	E1W 32S	M32	10	20.00	23.00	24.50	31.00
AT-E1-32L	E1W 32L	M32	15	24.20	26.30	26.50	33.50
AT-E1-40S	E1W 40S	M40	15	26.00	29.00	30.40	36.00
AT-E1-40L	E1W 40L	M40	15	29.50	32.10	33.20	40.00
AT-E1-50S	E1W 50S	M50	15	33.00	38.10	40.00	46.50
AT-E1-50L	E1W 50L	M50	15	38.00	44.00	44.00	52.60
AT-E1-63S	E1W 63S	M63	20	44.00	50.50	50.00	59.00
AT-E1-63L	E1W 63L	M63	20	50.00	56.00	56.00	66.00
AT-E1-75S	E1W 75S	M75	20	56.00	62.00	63.50	71.00
AT-E1-75L	E1W 75L	M75	20	62.00	68.50	69.00	78.00
AT-E1-90	E1W 90	M90	20	65.00	80.00	84.00	96.00
AT-E1-100	E1W 100	M100	20	82.00	90.00	84.00	102.00

VINYL END CAPS (V)



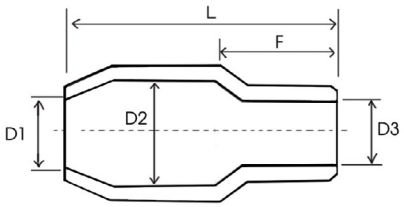

Material: PVC

Character: Clearly color, shine, soft, insulated

Color: Red, white, blue yellow, black, green, brown available upon special request.

Used for terminal lugs.

CE RoHS

Product Code	Dimension (mm)					Cable Size (mm^2)
	D1	D2	D3	L	F	
V1.25	2.8	3.3	3.1	13	7	1.5
V2.5	3.3	4.5	3.7	15	7	2.5
V3.5	4.2	5.7	4.1	20	8	4
V5.5	4.8	5.7	5.2	20	8	6
V8	6.2	7.2	6.2	20	9	10
V14	7.5	10	8	27	11	16
V22	10.5	12	9.5	30	15	25
V38	12.5	14	11.8	36	16.5	35
V60	15	16.8	13.5	39	19	50
V80	17	19	16	47	22	95
V100	19	22	18	54	24	120
V125	21	24	20	57	25	150
V150	23	24.5	22	65	30	185
V200	27	32	24	65	30	240
V250	29	38	26.5	77	39	300
V325	29	38	29	77	40	400
V400	42	45	36	85	41	500
V500	46	48	40	88	42	630
V600	52	54	44	92	47	800





Principle
Under the high energy radiation, the linear polymer can form network cross linked structure. The mechanical strength, temperature, chemical solution and ageing resistance of cross-linked polymer are greatly improved, especially the acid and alkali resistance.

Material: Polyolefin

Color
(Red, Blue, Green, Black, Yellow White, Gray, Brown)

Test item	Condition	Index
Thermal distortion test	131°C, 1 hour	≤ 25%
Thermal shock test	250°C, 4 hours	Non- fracture
Flexibility test	7 days, 158°C oven	Non-fracture, no permanent distortion
Copper corrosion test	7 days, 158°C oven	No corrosion
Volume resistivity coefficient		≤ 1014 Ω.cm
Insulation test		≥ 2.5kV Non-breakdown, 60 seconds
Power-frequency voltage resistance		≥ 12kV
Breakdown strength		≥ 25kV/mm
Insulation test atter ageing	7 days after laying in 1580C oven	≥ 2.5kV Non-breakdown, 60 seconds
Power-frequency voltage resistance atter ageing		≥12kV
Flame retardation		VW1
Full shrinking temperature		100°C

HEAT SHRINKABLE TUBE (HD5-SERIES)





Application: -55°C ~125°C;
Initial shrinking temperature: 70°C;
Full shrinking temperature: 125°C.
Softness, flame retardation, bright and durable color, timely delivery and large supply, convenient use, able to shrink when heated with oven or hot air gun.

Color
Yellow - Green



Test item	Index	Test Item	Index
Continuous use temperature	-55°C -125°C	Flame retardation	PASS
Tensile strength	≥ 10.4MPa	Breakdown strength	≥ 15kV/mm
cLongitudinal shrinking ratio	≤ 8%	Volume resistivity	> 10^{14} Ω.cm

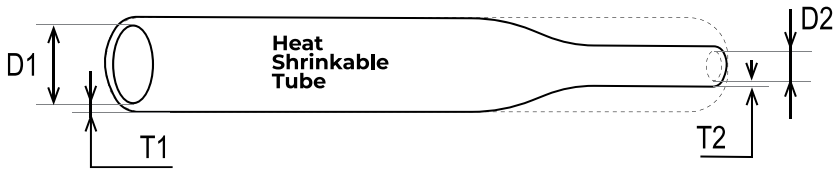

Note: Product dimensions in the table are used for both HD5 and HD7 series.

Product Code	Spec.	Dimension Before Shrinking (mm)		Dimension After Shrinking (mm)		Standard Packaging (m/roll)	Standard Packaging (m/box size L)
		Inner Diameter (D1)	Thickness (T1)	Inner Diameter (D2)	Thickness (T2)		
DRS 1.5	Ø 1.5	1.7±0.3	0.20±0.05	0.73±0.1	0.32±0.05	200 m	4.000 m
DRS 2.0	Ø 2.0	2.2±0.3	0.25±0.05	0.98±0.1	0.32±0.05		4.000 m
DRS 2.5	Ø 2.5	2.9±0.3	0.25±0.05	1.1±0.1	0.38±0.05		3.400 m
DRS 3.0	Ø 3.0	3.4±0.4	0.25±0.05	1.4±0.1	0.40±0.05		2.800 m
DRS 3.5	Ø 2.5	3.6±0.4	0.25±0.05	1.72±0.2	0.35±0.05		2.400 m
DRS 4.0	Ø 4.0	4.5±0.4	0.25±0.05	1.8±0.1	0.45±0.05		2.200 m
DRS 4.5	Ø 4.5	4.6±0.4	0.25±0.05	2.48±0.2	0.35±0.05		2.000 m
DRS 5.0	Ø 5.0	5.4±0.4	0.25±0.15	2.3±0.1	0.55±0.15		2.200 m
DRS 6.0	Ø 6.0	6.4±0.4	0.28±0.15	2.8±0.2	0.55±0.15		2.200 m
DRS 7.0	Ø 7.0	7.4±0.4	0.28±0.15	3.3±0.2	0.55 ± 0.15	100 m	2.300 m
DRS 8.0	Ø 8.0	8.4±0.5	0.28±0.15	3.8±0.2	0.55±0.15		2.100 m
DRS 9.0	Ø 9.0	9.2±0.5	0.3±0.15	4.4±0.3	0.50±0.15		2.000 m
DRS 10	Ø 10	10.5±0.5	0.30±0.15	4.8±0.2	0.55±0.15		1.900 m
DRS 11	Ø 11	11.5±0.5	0.30±0.15	5.3±0.2	0.60±0.15		1.800 m
DRS 12	Ø 12	12.5±0.5	0.30±0.15	5.7±0.3	0.60±0.15		1.700 m
DRS 13	Ø 13	13.5±0.5	0.33±0.15	62±0.3	0.60 ± 0.15		1.600 m
DRS 14	Ø 14	14.5±0.5	0.35±0.15	6.7±0.3	0.60±0.15		1.500 m
DRS 15	Ø 15	15.5±0.6	0.38±0.15	72±0.3	0.65 ± 0.15		1.400 m
DRS 16	Ø 16	16.5±0.6	0.38±0.15	7.7±0.3	0.65±0.15		1.400 m
DRS 17	Ø 17	17.5±0.6	0.38±0.15	8.2±0.3	0.65±0.15		1.300 m
DRS 18	Ø 18	18.2±0.6	0.40±0.15	8.90±0.5	0.60±0.15		1.200 m
DRS 20	Ø 20	21.0±0.8	0.40±0.15	9.7±0.3	0.75±0.15		1.100 m
DRS 22	Ø 22	22.2±0.8	0.42±0.2	10.80±1.0	0.70±0.20		1.000 m
DRS 25	Ø 25	25.8±0.8	0.45±0.15	11.0±1.0	0.75±0.15	50 m	500 m
DRS 28	Ø 28	28.3±0.8	0.45±0.20	13.50±1.0	0.70±0.20		450 m
DRS 30	Ø 30	30.8±0.8	0.45±0.15	14.0±1.0	0.75±0.15		400 m
DRS 35	Ø 35	35.8±0.8	0.50±0.20	16.0±1.0	0.85±0.20		400 m
DRS 40	Ø 40	42.0±1.0	0.50±0.20	19.0±1.0	0.85±0.20		400 m
DRS 50	Ø 50	51.0±1.0	0.50±0.20	24.0±1.0	0.85±0.20	25 m	400 m
DRS 60	Ø 60	61.0±1.0	0.65±0.20	29.0±1.0	0.85±0.20		300 m
DRS 70	Ø 70	71.0±1.0	0.65±0.20	33.0±2.0	1.00±0.20		300 m
DRS 80	Ø 80	81.0±1.0	0.65±0.20	37.0±2.0	1.00±0.20		300 m
DRS 90	Ø 90	91.0±1.0	0.65±0.20	43.0±2.0	1.00±0.20		300 m
DRS 100	Ø 100	102.0±2.0	0.65±0.20	48.0±2.0	1.00±0.20		200 m
DRS 120	Ø 120	122.0±2.0	0.80±0.20	58.0±2.0	1.50±0.20		100 m
DRS 150	Ø 150	152.0±2.0	0.80±0.20	73.0±2.0	1.50±0.20		100 m
DRS 180	Ø 180	182.0±2.0	0.80±0.20	88.0±2.0	1.50±0.20		100 m



ALUMINIUM DIN RAIL

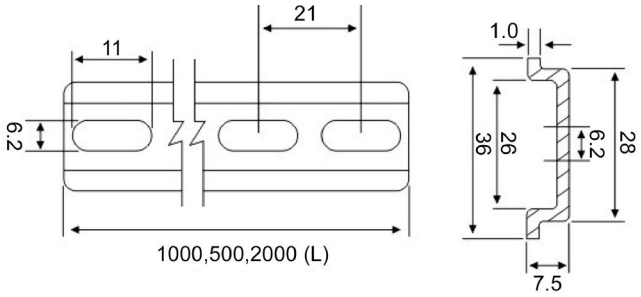



STEEL DIN RAIL

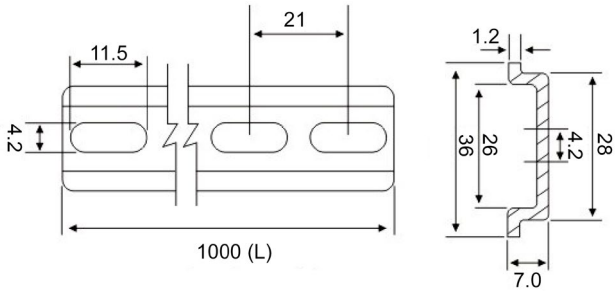

PLUG-IN TERMINAL BLOCK (CMK)







Product Code	CMK-412	CMK-413	CMK-415
Flexible lead 0.08-2.5(mm²) 28-14(AWG). Rigidity lead 0.08-4(mm²) 28-12(AWG)			
Connection method	Cage clamp® connection		
Current:	32A		
Voltage	400V		
Color	Grey		
No. of connection Points	2	3	5
Wiring type	Side Entry		





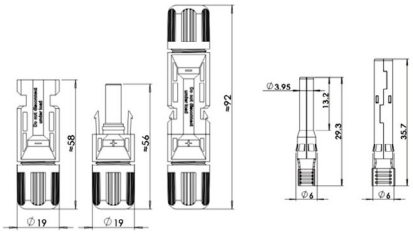

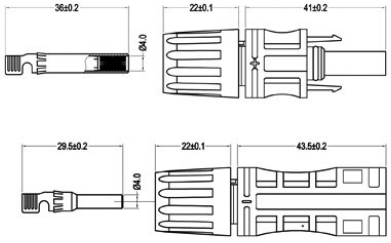

Product No.	MTCT1046	MTC1546
Rated Voltage	TUV 1000V DC / UL 1000V DC	TUV 1500V DC / UL 2000V DC
Rating Current	20A ~ 30A	20A ~ 30A
Suitable cable cross sections	2.5mm²~6.0mm² / 14AWG ~ 10AWG	2.5mm²~10.0mm² / 14AWG ~ 8AWG
Pin dimension	Φ 4.0mm	Φ 4.0mm
Proof voltage	6000V AC (1 Min) / 2200V DC (1 Min)	6000V AC (1 Min) / 2200V DC (1 Min)
Pollution degree	2	2
Protection class	Class II	Class II
Contact Material	Copper , Tin Plated	Copper , Tin Plated
Contact Resistance	≤ 5mΩ	≤ 5mΩ
Connector Material	PPO	PPO
Degree of Protection IP	IP67 (IEC 60529)	IP67 (IEC 60529)
Withdrawal Force	≥ 50N	≥ 50N
Insertion Force	≤ 50N	≤ 50N
Temperature Range	-40°C ~ 85°C	-40°C ~ 85°C
Flame Class	UL94V-0	UL94V-0

SOLAR TOOLS

CUTTING TOOL



LK-22A



LS-700N



LS-1040



LK-38A



LK-60A

CRIMPING PLIERS



A-2546B

OPEN-END SPANNER & UNCLOCKING TOOL



S-MC4

MC4 CONNECTOR (LEADER)



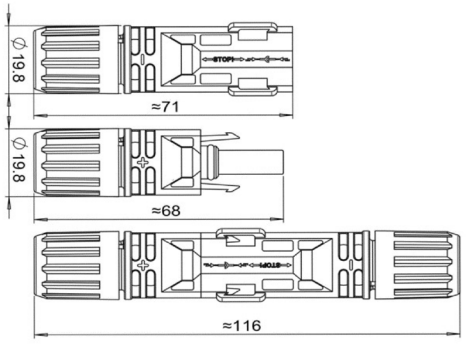

Specification state	
Housing Material:	PPO
Contact material:	Copper with Tin-plated
Waterproof:	IP68.
Rated Voltage:	TUV1500V
Current:	30A
Temperature Range:	-40˚C~+90˚C
Flame Class:	UL94V-0
Resistance:	≤0.5mΩ
Pin Dimension:	4.0mm
Pollution Degree:	2
Protection Class:	Class II
Withdrawal Force:	>50N
For cable size:	4.85mm ~ 7.2mm

CABLE MARKER (EC)

Trading Brand FATO





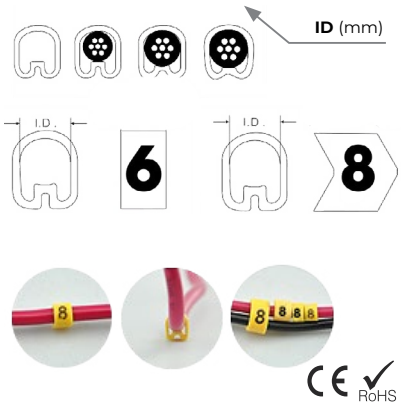

Product Code	Approx. Wire		Markers	Packing (pcs/box)
	Cable cross-section (mm²)	Cable Diameter (mm)		
EC-0	0.75~1.5	0.5~3.2	0-9 +,-,-:-,/,\ “,” “.” “ ” “,” “ “ A-Z	1000
EC-1	0.75~3.5	3.0~4.2		
EC-2	3.5~8.0	3.6~7.4		500
EC-J	2~8	0.5~7.0		

WRAPPING BAND (SWB)



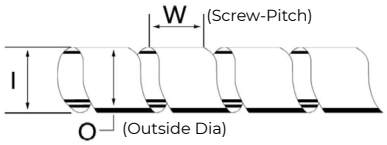

Material: PE
Color: Black, light grey.
Packing: 10m/roll

CE RoHS

Product Code	Inner Dia (mm)	Outside Dia (mm	Wrapping range (mm)	Screw-pitch (mm)
SWB-03	1.5	3	1.5-10	4
SWB-06	4	6	4-50	7
SWB-08	6	8	6-60	10.8
SWB-10	7.5	10	7.5-60	11.4
SWB-12	9	12	9-65	13.9
SWB-15	12	15	12-75	15
SWB-19	15	19	15-100	18.2
SWB-24	20	24	20-130	19.6
SWB-30	26	30	26-150	43

CABLE TIE MOTUNT (TM)

Trading Brand FATO



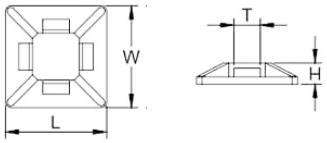

CE RoHS

Product Code	L × W	H (mm)	T (mm)	Screw Hole (mm)
TM-20	20x20	6.1	5.0	2.9
TM-25	25x25	7.5	6.2	3.5
TM-30	30x30	8.7	6.4	4.5
TM-40	40x40	6.4	10.8	/

CABLE MARKER STRIP (MS)

Trading Brand FATO





CE RoHS

Product Code	L (mm)	W (mm)	Thickness (mm)	Packing
MS-65	65	10	1.68	100
MS-95	90	10	1.68	100
MS-130	130	10	1.68	100

EMBROSSING MACHINE





TECHNICAL PARAMETERS

1. **Character-selection:** character rosette turnplate
2. **Internal 41 code characters:**
   Capitalization case of English letters (26): A~Z
   Arabic numerals (10): 0~9
   symbols (5): **× Ø . – /**
3. **Word spacing gap:** According to character dimension ascertains
4. **Operation mode:** manual
5. **Raised type lines:** Points nameplate request.
6. **Raised type location indication:** Indicating lamp and sample card
7. **Volume (L×D×H):** 340×300×180 (mm)
8. **Net weight of the machine:** 10.5 kg

STAINLESS STEEL TAG







Characters (RT)

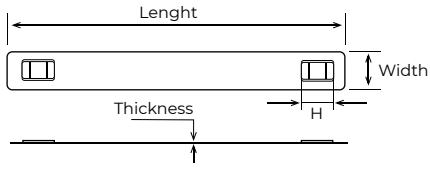

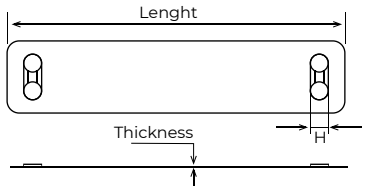

- **Material:** Stainless Steel Grade 304 or 316
- **Temperature:** -80°C to +538°C
- **Color:** Metallic

Can be processed according to customer's request.

Use manual marking machine or laser marking machine to engrave information on it.

Product Code	Width		Length		Thickness		Width Hole (H)		Material	Shape of the hole	Packing
	mm	inch	mm	inch	mm	inch	mm	inch			
T8910	10	0.39	89	3.50	0.4	0.016	8.5	0.334	SS304	▭	100 pcs/bag
T8919	19	0.39	89	3.50	0.4	0.016	6.0	0.236	SS316	○	
SL8919	19	0.39	89	3.50	0.4	0.016	10.5	0.413	SS316	▭	



GK101 Series

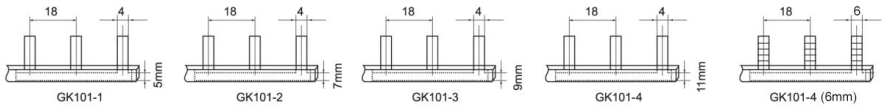

Model	GK101-1	GK101-2	GK101-3	GK101-4	GK101-4 6mm
Thickness (mm)	1.0	1.2	1.5	1.7	2.0
Cross Section (mm²)	6	10	13	15.3	15.3
Current (A)	32	40	63	100	100
Comb tooth width (mm)	4	4	4	4	6



GK102 Series

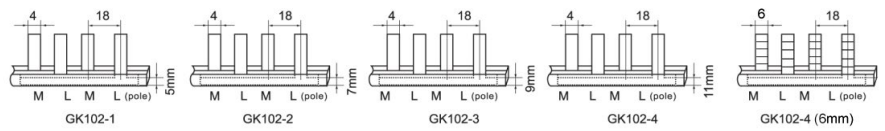

Model	GK102-1	GK102-2	GK102-3	GK102-4	GK102-4 6mm
Thickness (mm)	1.0	1.2	1.5	1.9	2.1
Cross Section (mm²)	6	10	13	15.3	15.3
Current (A)	32	40	63	100	100
Comb tooth width (mm)	4	4	4	4	6



GK103 Series

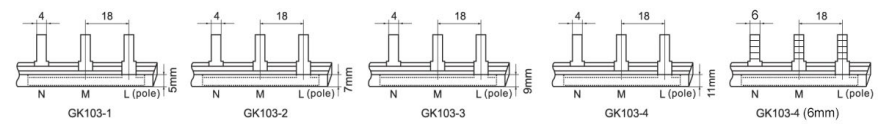

Model	GK103-1	GK103-2	GK103-3	GK103-4	GK103-4 6mm
Thickness (mm)	1.0	1.2	1.5	1.9	2.1
Cross Section (mm²)	6	10	13	15.3	15.3
Current (A)	32	40	63	100	100
Comb tooth width (mm)	4	4	4	4	6

AC/DC FUSE HOLDER



CFPV-32X



RT18-32



RT18-32X



WSH-32

Values	Technique Information			
	CFPV-32X	RT18-32	RT18-32X	WSH-32
Description Electric	DC	AC	AC	AC
Pole	1P	1P	1P	1P
Mounting Method	DIN Rail	DIN Rail	DIN Rail	DIN Rail
Wiring Range (mm^2)	0.75-10	0.75-25	0.75-25	0.75-25
Fuse size (mm)	10x38	10x38	10x38	10x38
Rated Operational Current Ie	32A	32A (500V) / 25A (690V)	32A (380V) /25A (500V)	32A (500V) / 25A (690V)
Rated operational Voltage Ue	1000 V DC	500 V AC / 690 V AC	380V AC / 500 V AC	500 V AC / 690 V AC
Rated Insulation Voltage Ui	-	800V	500V	800V
Rated impulse withstand current Ipk	6kV	6kV	6kV	6kV
Led Voltage	-	110-690V AC / DC	-	-
IP	IP20	IP20	IP20	IP20
Reference standard	IEC 60269 EN 60269	IEC 60269-2 GB/T 13539.2	GB13539 IEC269	GB13539 IEC269

AC/DC FUSE



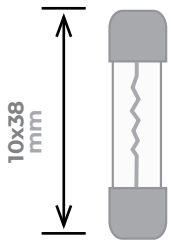

CF-10PV (DC)	**R10x38** (AC)	**Packing**
-	1 A	**DC Fuse** - 20 pcs/box - 120 pcs/carton **AC Fuse** - 10 pcs/box - 200 pcs/carton
-	2 A	
-	3 A	
-	5 A	
-	6 A	
-	10 A	
16 A	16 A	
20 A	20 A	
25 A	25 A	
32 A	32 A	





DZ47 series circuit breaker is used in lighting distribution system or motor distribution system for protecting overload and short-circuit in the system. The product is novel in structure, light in weight, reliable and excellent in performance. It has high breaking capacity, can trip quickly and its installation uses with guide, its case and items are adopted with high fire-resistant and shockproof plastics. The product, with long life, is mainly used in **AC 50Hz/60Hz** single-pole 230V or two, three, four pole 400V circuit for overload and short-circuit protection as well as for unfrequent on-and off switching electric equipment and lighting circuit in normal case. The product complies with Gb10963, IEC898BS3871.

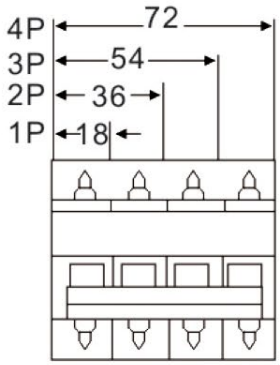

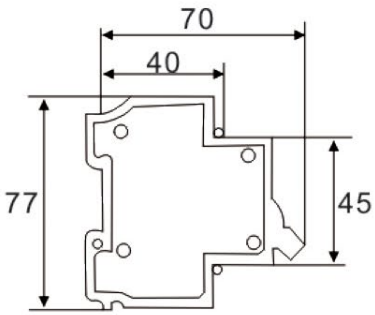

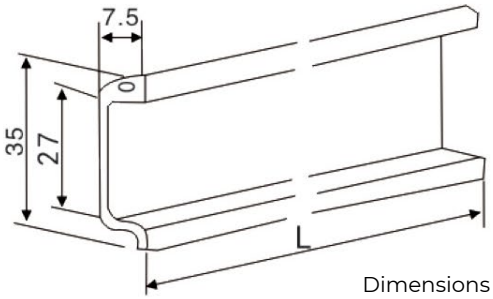

Dimensions of installed rail fig

Type	Rated Current IN (A)	Pole No.	Voltage Ue (V)	Breaking Capacity (A)
B	1,2,3,4,6,10,16, 20,25,32,40A	1	230/415	6000
		2, 3, 4	400	
	50,63A	1	230/415	4500
		2, 3, 4	400	
C	1,2,3,4,6,10,16, 20,25,32,40A	1	230/415	6000
		2, 3, 4	400	
	50,63A	1	230/415	4500
		2, 3, 4	400	
D	1,2,3,4,6,10,16, 20,25,32,40A	1	230/415	4500
		2, 3, 4	400	

Type	1P	2P	3P	4P
Weight	102 g	208 g	308 g	408 g

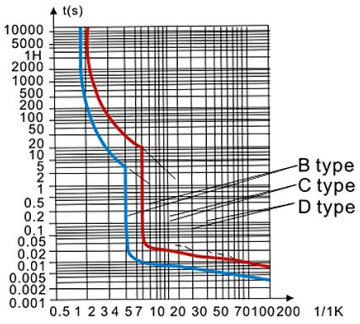

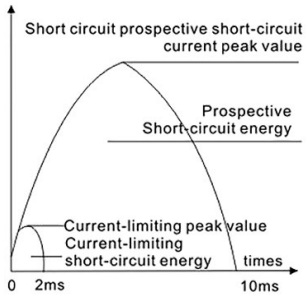

***Type B MCB**, this type of MCB will trip instantly at a rate of three to five times its rated current. These are normally used for resistive or small inductive loads where switching surges are very small. Therefore, these are suitable for residential or light commercial installations.*

***Type C MCB,** this type of MCB will trip instantly at a rate of five to ten times its rated current. These are normally used for high inductive loads where switching surges are high such as small motors and florescent lighting. In such cases, type C MCBs are preferred to handle higher value of short circuit currents. Therefore, these are suitable for highly inductive commercial and industrial installations.*

***Type D MCB,** this type of MCB will trip instantly at a rate of ten to twenty five times its rated current. These are normally used for very high inductive loads where high inrush current are very frequent. These are suitable for specific industrial and commercial applications. The common examples of such applications include x-ray machines, UPS systems, industrial welding equipment, large winding motors, etc..*

MINIATURE CIRCUIT BREAKER (MCB CFB3Z)

1 YEARS WARRANTY

NORMAL *type*



GOOD *type*



CFB3Z series miniature circuit breakers is used in lighting distribution system or motor distribution system for protecting overload and short-circuit within the circuit of DC, **rated voltage of single pole up to 1000V**, rated current of single pole up to 63A. It can also be used for an unfrequent switch over of the circuit and illumination under normal conditions.

It conforms to IEC60898-2.GB/T14048.2.

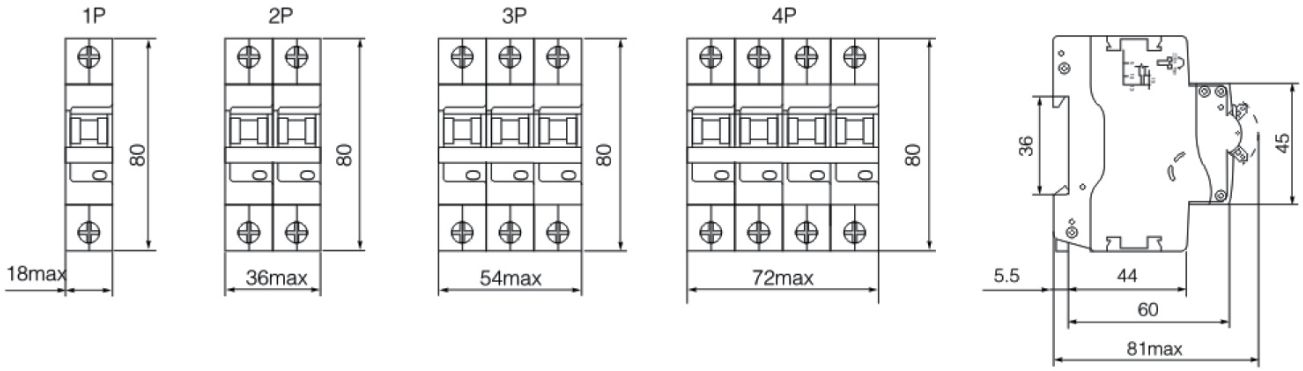

Type	Pole	Rated Voltage (V)	Rated Current In (A)	Rated short segment (kA)	Capacity Indripping release type and current	The maximum cross-section connecting wires (mm^2)	Mechanical life (times)
CFB3Z-63	1P	250V	1, 2, 3, 4, 6, 10, 16, 20, 25, 32, 40, 50, 63	6	8-12In	25	10000
	2P	500V					
	3P	750V					
	4P	1000V					







CFM1 series moulded case circuit breaker is a new type product developed and manufactured by adopting international advanced technology. It is supplied with rated insulation voltage 800V and used for circuit of AC 50Hz,rated operation voltage AC 400V or below rated operation current up to 800A for infrequent changing over and starting of the motors.
The product conforms to IEC60947-2 stardard.

Type	Rated Current (A)	No. of Poles	Rated Insulation Voltage (V)	Rated Insulation Voltage (V)	Arcing-Over Distance (mm)	Ultimate Short Circuit Breaking Capacity (KA)	Service Short Circuit Breaking Capacity (KA)	Operation Performance On/Off
CFM1-63L	6, 10, 16, 20, 25, 32 40, 50, 63	3P 4P	600V	380V	0	25	18	1500 8500
CFM1-63M					0	50	35	
CFM1-100C	10, 16 20, 25, 32, 40, 50, 63 80, 100				0	25	18	
CFM1-100L					0(0≤50)	35	22	
CFM1-100M					0(0≤50)	50	35	
CFM1-100H					0(0≤50)	85	50	
CFM1-225C	100 125 160 180 200				0≤50	25	18	1000 7000
CFM1-225L					0≤50	35	22	
CFM1-225M					0≤50	50	35	
CFM1-225H					0≤50	85	50	
CFM1-400C	225 250 315 350 400				0≤50	35	25	1000 4000
CFM1-400L					0≤50	50	35	
CFM1-400M					0≤50	65	42	
CFM1-630C					0≤100	35	25	
CFM1-630L	400 500 630				0≤100	50	35	
CFM1-630M					0≤100	65	42	
CFM1-630H					0≤100	100	65	
CFM1-630M	630 700 800				0≤100	65	42	
CFM1-630H					0≤100	100	65	





DZ47SLE-63 series earth leakage circuit breaker is suitable for the circuit of AC 50HZ / 60HZ with ratedvoltage up to 400V and rated current up to 63A .It can cut off fault power supply immediately to protectpersonal safety and electric equipment on the occasion of personal electrical shock or leakage currentbeyond rated value .It can also protect circuit and overload or short circuit of electromotor , used for infrequent changeover and starting in the circuit .

The breaker conforms to LEC61009-1 , GB16917 . 1.

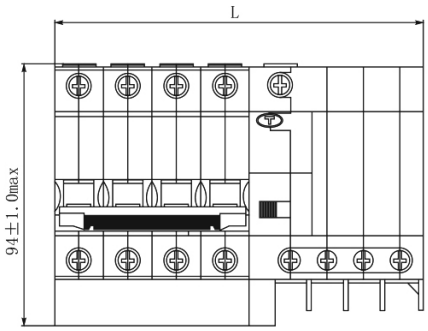

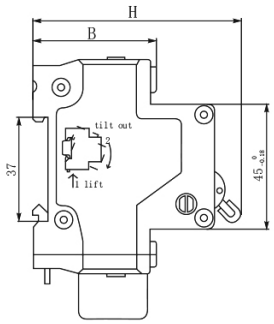

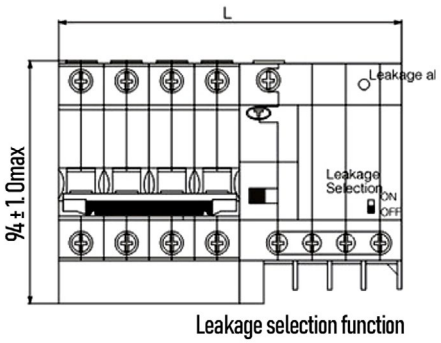

Leakage selection function

Pole	1P+N		2P		3P	
Inm	63		63		63	
(A)	≤ 32A	40A -63A	≤ 32A	40A -63A	≤ 32A	40A -63A
L(mm)	45 ±1.0	54 ±1.0	63 ± 1.0	72± 1.0	90 ±1.0	104± 1.0
H(mm)	71.5± 1.0		74.5 ± 1.0		74.5 ±1.0	
B(mm)	44.5±0.5		44.5 ±0.5		44.5±0.5	

Pole	3P+N		4P	
Inm	63		63	
(A)	≤ 32A	40A -63A	≤ 32A	40A -63A
L(mm)	99 ±1.0	117 ± 1.0	117 ± 1.0	135± 1.0
H(mm)	74.5 ±1.0		74.5 ±1.0	
B(mm)	44.5 ± 0.5		44.5±0.5	







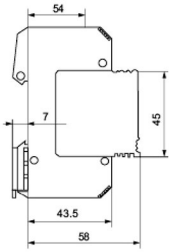

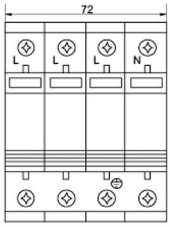

CHT1-B40 series surge protective device (in short :SPD, alias: surge protector, surge arrecter) is suitable for TT, TN-C, TN-S. IT ect. Power supply system of AC 50/60Hz, ≤ 380V, which protects the elective device not shocked by the thunder or surge over-voltage.

Techical Parameters		
Rated Operating Voltage Uc (V~)	380V 220V	380V 220V
Maximum Continuous Operating Voltage Uc (V~)	440V 275V	440V 275V
Voltage Protection Level Up (V~) kV	≤ 2.0	≤ 2.2
Nominal Discharge Current In (8/ μ 20 μ s) kA	15	20
Maximum Discharge Current Imax (8/ μ 20 μ s) kA	40	65
Response Time (ns)	< 25	
Operating Environment (°C)	-40°C ~ +85°C	
Relative Humidity (25°C)	≤ 95%	
Installation	Standard Rail 35mm	
Material of Outer Covering	Fiber glass reinforced plastic	







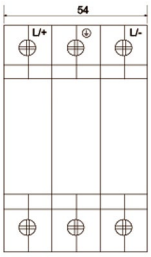

CHT1-B40 series solar surge protective device is suitable tor the new energy solar power generation system, its working voltage covers 500V. 800 V and 1000V. It is installed in the main power system at DC circuit, to protect againist the indirect lightning current, direct lightning current or other instantaneous over voltage.

Name	500V	800V	1000V
Series No.	CHT1 - B40	CHT1 - B40	CHT1 - B40
Specifications	36mm (x2 pcs)	36mm (x2 pcs)	36mm (x2 pcs)
Nominal capacity the flow In(kA 8/20 μ S)	20	20	20
Maximum flow capacity lanx(kA 8/20 μ S)	40	40	40
Protection level (kV)	2.2	2.4	2.6
Response time (ns)	25	25	25
Rated Voltage (VDC)	500	800	1000
Continuous to work Voltage (VDC)	550	880	1100
Leakage current 0.75U lmA(μ A)	≤20	≤20	≤20
Working temperature(°C)	-40~+85	-40~+85	-40~+35





- **Material (**):** ABS, Iron
- **Number of module:** 2 – 42 pcs
- **Standards:** BS 5486-1, IEC439-3.
- **Ingress Protection:** IP40.

*** Include Din rail & brass busbar**

*** Material ABS for: 2-14 module*
Material Iron for: 15-42 Module

Item.No.	Number of Module	Surface Mounted Dimension (mm)	Flush Mounted Dimension (mm)
A2-PP	2-4	151x172x97	123x152x77
HD2-4	2-4	151x172x97	123x152x77
HD5-7	5-7	196x210x97	167x192x77
HD8-10	8-10	250x210x97	221x192x77
HD11-14	11-14	323x210x97	292x192x77
HD15-18	15-18	394x210x97	364x192x77
HD19-22	19-22	466x210x97	436x192x77
HD22-28	22-28	320x418x97	290x400x75
HD30-34	30-34	392x418x97	365x400x75
HD36-42	36-42	465x418x97	435x400x75

11-14 MODULES











22-28 MODULES















Protection Level: IP 65

Material: Polycabonate (PC Plastic)

Application for:

Waterproof, dustproof, fireproof corrosion-proof and UV Protection

Mounting:

Flush Mounting,
Surface Mounting

Standard: IEC 60529 EN 60309

Item.No.	Number of module	Dimension (mm)		
		Width	Length	Height
SH4PN	4	107	92	212
SH6PN	6	165	100	200
SH9PN	9	219	100	200
SH12PN	12	273	110	230
SH18PN	18	381	110	230
SH24PN	24	273	110	380
SH36PN	36	381	110	380



SH4PN



SH6PN



SH9PN



SH12PN



SH18PN



SH24PN



SH36PN







Junction box (used for sectional area 1.5mm^2-240mm^2 of conductors. IP65/IP54).

Series Junction boxes are made in puncture-resistance high-strength engineering plastics, which has features of waterproof, dampproof, dustproof and anti-corrosion.

This superior engineering material meets the high requirements of industrial distributing system, such as all insulation, IP rating as high as IP65, anticorrosion, high mechanical strength, well designed, easily installation, anti-heat, maintenance free, flame retardant, self-extinction, light weight and etc.

The long term economic benefit is higher than normal metal distribution boxes. So it's high quality with reasonable prices.

Item.No.	Dimension (mm)		
	Width	Length	Height
9125	53	88	88
9025	53	88	88
9045	61	98	98
9065	70	139	119
9105	82	167	125
9255	98	200	160



CABINET EARTH BONDING KIT (VCM)







*** Outsourcing products according to customer requirements**



EARTH CABLE

- **Insulation:** PVC
- **Material:** Copper
- **Cable Diameter:** 0.5-35mm²



RV INSULATED TERMINAL

- **Insulation:** Vinyl
- **Material:** Copper or brass
- **Plating:** Tin

Welding connector with copper material only.

Cable Diameter (mm²)	Core (Copper)	Cable Jacket (PVC)	Lenght	Terminal
0.5, 0.75, 1.0, 1.5, 2.5, 4.0, 6.0, 10.0, 16.0, 25.0, 35.0	The resistivity of copper wire < 0,019 Q.mm²/m	Red, Blue, Green, Yellow-Green, Black, White	Customer requirements	

Machining the earth cable with the cable standard from famous cable companies such as CADIVI, LS, LION, ...

CABLE HANRNESS

Cable harnesses are MHD designed according to geometric and electrical requirements.
A diagram is then provided (either on paper or on a monitor) for the assembly preparation and assembly.











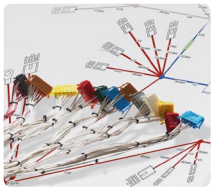















EN50618 - Standard Solar Cable

Application
Suitable for nominal DC voltage 1.5KV (Between conductor to conductor or conductor to earth) solar power system.

Construction
- Conductor: Tinned copper, electrical property & Structure in accordance with EN60228 Class 5.
- Insulation: LSZH electron-beam cross-linked Polyolefin copolymer ROHS material, prior color black or as per customers request.
- Outer Sheath: LSZH & UV-resistant electron-beam cross-linked Polyolefin copolymer ROHS material, prior color black or as per customer's request.

Technical specification
- Nominal Voltage: UO/U 1.0/1.0 KV(AC) / 1.5/1.5KV (DC)
- Test Voltage: No breakdown at 6.5 KA(AC) 50HZ 5min 20±5°C /15KA (DC) 5min 20+5°C
- Temperature Rating: Working Temperature -40°C ~ 90°C, Max conductor Temperature 125°C (continuously 20h), Allowable short circuit temperature 200°C in 5 second.
- Service Life: Expected life span ≥ 25 years
- Bending Radius: Fixed installation > 4D, Occasionally moved > 5D

Material properties / Standards
- Fire-resistant Performance: IEC 60332-1
- Smoke Emission: IEC61034-1,min 60%
- Luminousness: EN50268-2
- Halogen Content: EN 50525-1: 2011, Appendix B
- Low Fire Load: DIN 51900
- Executive Standard: EN 50618: 2014

TUV Cross Section (mm2)	Conductor Constrction (n/mm)	Conductor Stranded od. (mm)	Cable od. (mm)	TUV Conductor Max. Resistance AT 20°C (Ω /km)	TUV Current Aarring capacity AT 60°C (A)
1.5	30/0.25	1.58	4.7	13.7	36
2.5	50/0.25	2.04	5.2	8.21	48
4.0	56/0.30	2.59	5.7	5.09	65
6.0	84/0.30	3.17	6.3	3.39	88
10	84/0.40	4.23	7.8	1.95	138
16	126/0.40	5.18	9.2	1.24	196
25	196/0.40	6.46	10.4	0.795	299
35	280/0.40	7. 72	11.8	0.565	410





CABLE DIAMETER
4.0mm2
6.0mm2

Standard	EN 50618		EN 50618-2014	
Construction	H1Z2Z2-K 1x4mm2		H1Z2Z2-K 1x6mm2	
CONDUCTOR				
Construction Item Units	4mm2		6mm2	
Construction (mm)	56/0.283±0.008		84/0.2850±0.008	
Material	Tinned copper wire			
O.D (mm)	2.59			
	INSULATION	JACKET	INSULATION	JACKET
Material	XLPE			
Avg.Thick (mm)	0.7	0.8	0.72	0.8
Min.Thick (mm)	0.5	0.62	0.65	0.65
O.D (mm)	4.0±0.15	5.6±0.2	4.55±0.2	6.4±0.2
Color	Black			
ELECTRIC CHARACTERS				
Voltage rating	1500V DC			
Temperature rating	-40~120°C		120°C	
Dielectric strength	AC-6.5kV/5min		AC-6.5kV/1 sec MIN	
Spark test	AC-10kV/In the air		AC-10kV/In the air	
Conductor resistance	4.89 ΩKM Max at 20°C		3.5 ΩKM Max at 20°C	
Weathering / UV-resistance	720h, No cracking			
Thermal endurance properties	25 Years			
PHYSICAL PROPERTIES				
Elongation of unaged values	≥125%			
Insulation tensile strength of unaged values (N/mm2)	≥6.5		-	
Jacket tensile strength of unaged values (N/mm2)	≥8.0		≥8.0	
Aged in a full draft circulating air oven	150±2.0°C/ 168h			
Elongation of After aging (%)	≤30%		≥70%	
Tensile strength of After aging	≤30%		≥70%	
Ozone resistance	25±2°Cx24h, No cracking		72h, No cracking	
Cold bend test	-40±2°Cx16h, No cracking		40±2°Cx16h, No cracking	
Cold impact test	-40°Cx16h/1000g, 100mm, No cracking		-40°Cx16h/1000g, 100mm, No cracking	
Flame test	IEC 60332-1-2		EN 60332-1-2	

PRODUCT IMPLEMENTATION PROCESS

We succeeded in researching and developing automatic lines for producing terminal lugs products to boost productivity by 80 times more than previous semi-automatic technology.

Therefore, it helps us achieve our cost optimization goal, price reduction with consistent quality as well as save cost for customers.



MHD GROUP COMMITMENT

1. Packaging design, product design.
2. The contract and agreements are clearly.
3. Work progress is guaranteed.
4. Modern factory equipment and machinery.
5. Optimize processing and packaging stages.
6. Support a suitable price for new customers.
7. Diverse, eco-friendly and quality raw materials.
8. Design logo, print logo on product packaging.

PACKING
& DELIVERY

START
PRODUCING

APPROVAL
OF RAW
MATERIALS

PRODUCT IMPLEMENTATION PROCESS

WHY CHOOSE PROCESSING IN MHD?

1. Strictly comply with the agreed commitments
2. Modern automatic technology is applied in production line.
3. Product quality is guaranteed according to EU standards.
4. Reasonable Price
5. After sales service.

Table of
APPENDIX
AWG to mm²

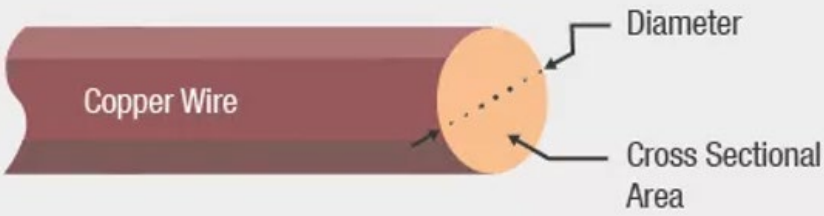

American Wire Gauge (AWG)	DIAMETER (mm)	DIAMETER (inch)	CS AREA (mm2)
0000 (4/0)	11.6840	0.4600	107.2193
000 (3/0)	10.4049	0.4096	85.0288
00 (2/0)	9.2658	0.3648	67.4309
0 (1/0)	8.2515	0.3249	53.4751
1	7.3481	0.2893	42.4077
2	6.5437	0.2576	33.6308
3	5.8273	0.2294	26.6705
4	5.1894	0.2043	21.1506
5	4.6213	0.1819	16.7732
6	4.1154	0.1620	13.3018
7	3.6649	0.1443	10.5488
8	3.2636	0.1285	8.3656
9	2.9064	0.1144	6.6342
10	2.5882	0.1019	5.2612
11	2.3048	0.0907	4.1723
12	2.0525	0.0808	3.3088
13	1.8278	0.0720	2.6240
14	1.6277	0.0641	2.0809
15	1.4495	0.0571	1.6502
16	1.2908	0.0508	1.3087
17	1.1495	0.0453	1.0378
18	1.0237	0.0403	0.8230
19	0.9116	0.0359	0.6527
20	0.8118	0.0320	0.5176
21	0.7229	0.0285	0.4105
22	0.6438	0.0253	0.3255

American Wire Gauge (AWG)	DIAMETER (mm)	DIAMETER (inch)	CS AREA (mm2)
23	0.5733	0.0226	0.2582
24	0.5106	0.0201	0.2047
25	0.4547	0.0179	0.1624
26	0.4049	0.0159	0.1288
27	0.3606	0.0142	0.1021
28	0.3211	0.0126	0.0810
29	0.2859	0.0113	0.0642
30	0.2546	0.0100	0.0509
31	0.2268	0.0089	0.0404
32	0.2019	0.0080	0.0320
33	0.1798	0.0071	0.0254
34	0.1601	0.0063	0.0201
35	0.1426	0.0056	0.0160
36	0.1270	0.0050	0.0127
37	0.1131	0.0045	0.0100
38	0.1007	0.0040	0.0080
39	0.0897	0.0035	0.0063
40	0.0799	0.0031	0.0050

CATA-LOGUE



OFFICE IN VIETNAM:
A134 KDC Dragon Village, Nguyen Thi Tu Street, Phu Huu Ward, District 9, Thu Duc, HCMC

FACTORY IN VIETNAM:
D7.1, No.10 HCM City's Automotive - Mechanical Industrial Park, Tan Thanh Dong Ward, Cu Chi Dist, HCM City.

WAREHOUSE IN VIETNAM:
665 Le Van Tach Street, An Binh Ward, Di An City, Binh Duong Province.

OFFICE IN USA:
11110 Bellaire Blvd Ste 101 , Houston , Texas, USA.

FACTORY IN CHINA:
B27 China Huigu Zhiyuan Road West Jingde zhen City Jiangxi China.

info@manhodiep.com

mhdvietnam.com

(+84) 0918.080.959
(+84) 0938.080.959

fb.com/mhdvietnam